


KARNATAKA TRACKER POLL - 1 2023



**SOUTH
FIRST**

The other half of the India story

PEOPLES PULSE
an ear to the ground

KARNATAKA TRACKER POLL – 2023

(22nd to 31st December – 2022)

KARNATAKA TRACKER POLL –1

SOUTH FIRST - PEOPLES PULSE - CICERO

Methodology

The first Karnataka Tracker Poll was carried out between December 22nd to 31st 2022, for a News website, South First, by Peoples Pulse and CICERO. The First Tracker Poll was Co-ordinated and supervised by Mr.Dhananjai Joshi, Founder Director, CICERO Associates & Consultants Pvt.Ltd.

A total sample of **4,584** respondents spread across **224** locations spanning through 56 Assembly Constituencies of Karnataka. The sample is representative of the social and political demography of Karnataka with an average Margin of Error on the voting variable of **1.2 (+ / -)** percentage points. Weighted data sets are the basis of the analysis.

The survey employed a Multi-stage Stratified Random Sample Design. At the first stage **56** Assembly Constituencies were randomly sampled and finalized after checking demographic and political representativeness against demographic data from the Census of India and past election results from the Election Commission of India. Within each sampled Assembly Constituency, **4** Polling Booths were randomly sampled. The latest Electoral Rolls for all **224** Polling Booths were downloaded from the Election Commission of India website. Sampled Respondent's Lists of **35** voters were made after merging **2** sets of respondents, who were randomly sampled from the Electoral Rolls.

The data collection method employed was CAPI (Computer Assisted Interpersonal Interviewing) and all interviews were conducted face-to-face using an in-house Android application for data collection and transmission. Before starting the questionnaire, each respondent's Informed Consent was recorded after reading out the Statement of Informed Consent. The voting question was asked using a dummy Electronic Voting Machine (EVM) to maintain respondents' confidentiality. A complete 'background section' of the instrument focused on gathering detailed demographic information such as age, gender, caste-community, occupation, etc. of the respondent to identify patterns of voting and public opinion across different demographics.

Geo-tagging of respondents helped in monitoring movement, and variables such as time stamps helped in identifying systemic errors. A rigorous back check of **15** percent of the total interviews ensured high standards of data quality. All field investigators were trained in data collection methods and were supervised by a team of experienced supervisors. All the data is saved on a secure cloud server and is exported in SPSS (Statistical Package for Social Sciences) format for analysis.

Sample Profile

	Census	Survey
Male	50.7%	53.0%
Female	49.3%	47.0%
Muslim	12.9%	11.6%
Urban	38.7%	38.2%
Dalit	17.2%	17.8%
Adivasi	6.9%	9.8%

EXECUTIVE SUMMARY

Karnataka is heading for a hung Assembly with the Congress party set to emerge as the single largest party in the **224-** member House, where elections are due in April/ May **2023**. The Karnataka Assembly Elections, which is dominating national attention, is heading for a dramatic finish between the Ruling BJP and Congress. According to the First Tracker Poll conducted for a News website **South First by Peoples Pulse – Cicero**, research organizations.

Over the past three and a half decades no ruling party has ever retained power in Karnataka. The BJP is taking this election very seriously as Karnataka is the only state in South India where it has managed to form the government.

Second, it is working to buck the trend and retain power like they did in Uttarakhand and Uttar Pradesh in **2022**. Now, the Congress and the JD(S) are pointing to Himachal Pradesh and saying that the trend would continue and they would be voted to power.

According to the First Tracker Poll conducted for a News website, **South First** by research organisations **Peoples Pulse – Cicero**, the Congress would emerge as the single largest party with **101 seats(+ or – 9 seats)**. in the **224** member Karnataka Assembly.

The first Tracker Poll was conducted from **22** to **31** December **2022**. Two more tracker polls are scheduled in March **2023** and just before the elections. The report was compiled and prepared by Cicero, Founder Director Mr. Dhananjai Joshi.

The ruling BJP would be trailing with **91 seats (+ or – 7 seats)**, the JD(S) with **29 seats (+ or – 5 seats)** and others with three seats. All would be short of the magic figure or the half way mark of **113** and therefore two parties would need to come together to form the government like in the 2018 post-poll scenario. The JD(S) would have a say in who would govern in Karnataka after the ensuing Assembly Elections in April / May.

The Congress when compared to its **2018** performance would be gaining by two percent in its vote share which translates into a gain of **22** seats. The secret ballot conducted as part of the survey showed that the Congress vote share would move from **38** percent in **2018** to **40** percent today.

The ruling party, BJP, is holding its ground. In **2018** it got a vote share of **36.2** percent. In the tracker poll now, it is getting **36** percent, which is a loss of a hair breadth **0.2** percent and for this reason, it is losing **13** seats.

The JD(S), the kingmaker in the last edition, would get **16** percent now, which is **2.4** percent down from what it got in **2018**. The JD(S) would be losing eight seats to get **29** seats. For the JD(S) point of view it is very crucial that it retains this vote share as this alone would ensure that it would be a kingmaker of sorts. Alternatively, if it allows further erosion of its space its electoral relevance would proportionately drop.

Caste plays a very important role in Karnataka politics and add to this is the communal issues that have come to play in recent times. According to the Tracker Poll, the castes that are supporting the Congress are the OBCs, Madigas, Holeyas, Dalits, Adivasis and Muslims. The communities that back the BJP are upper castes, Vokkalingas and Lingayats. The core vote of the JD(S) is the nearly **50** percent of the Vokkalingas.

The Congress has gained the slight edge because of the Ahinda consolidation which means non-Vokkalingas, OBCs, Dalits, Adivasis and Muslims are backing them. The reason is during Congress regime Mr Siddaramiah as Chief Minister between **2013-2018** packaged welfare schemes targeted at these communities.

When respondents were asked who they preferred as the next Chief Minister Mr Siddaramiah stood tall with **28** percent of the voters preferring him. The present CM, Mr Baswaraj Bommai came next with **19** percent followed by Mr Kumaraswamy with **18** percent.

We asked the respondents that in the event of a hung Assembly, which two parties they would prefer to come together to form the government. **41** per cent said they would prefer to see the Congress and the JD(S) join hands to form the government. **38** per cent said they would prefer to see the BJP and the JD(S) come together.

The BJP is hamstrung by corruption, recruitment scandals, unemployment and inflation. **40** percent of the farmers and **41** percent of those unemployed are backing the Congress which is indicative enough of the unease at the ground. Congress leading in Rural Area by **8** percent. BJP is leading just one percent in Urban Areas.

When which party asked is better for the Development of Karnataka **38** percent said it was the Congress, BJP **36** percent and JD(S) **18** percent.

When asked which party likely to form the Government in the Karnataka State **38** percent said it was the Congress and **37** percent said it would be the BJP.

When asked should BJP Government will be given another chance **51** percent said No, **41** percent said yes.

According to all parameters the Congress holds a slight edge. As of now it is going to be a close election. Karnataka is headed for a very exciting election season with several possibilities emerging till the government takes office.

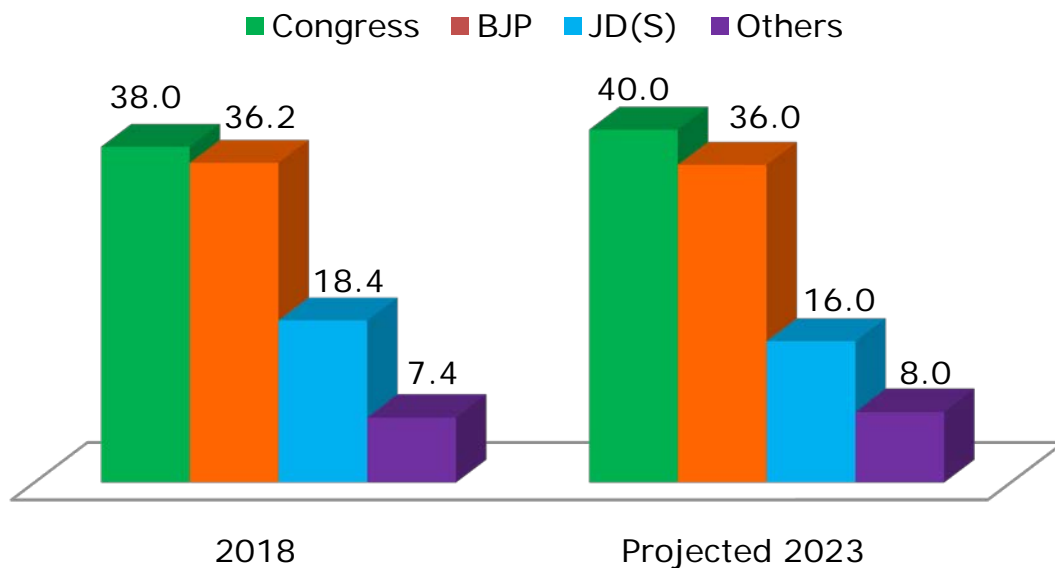


FINDINGS

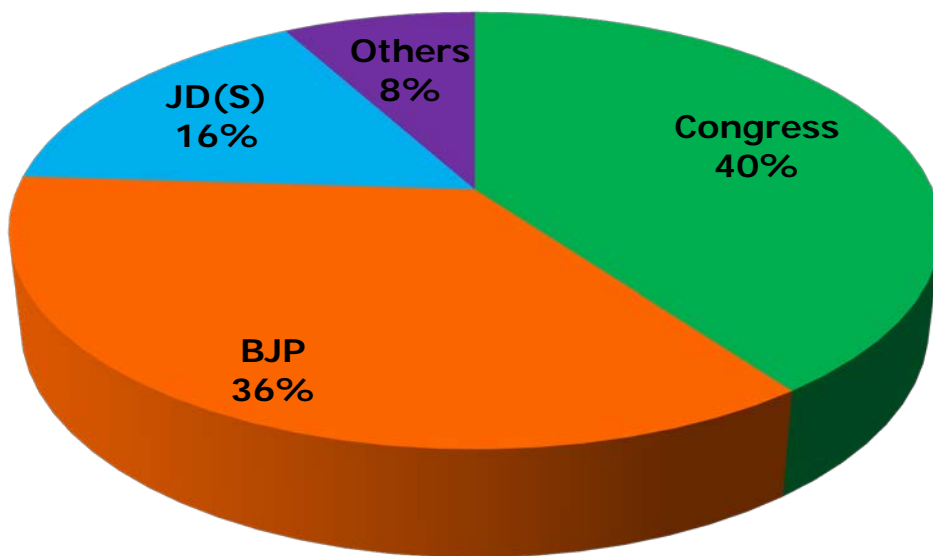
Vote Projection & Seat Forecast - 2023

Parties	2018	Projected 2023	Swing (+/-)
Congress	38.0	40.0	2.0
BJP	36.2	36.0	-0.2
JD(S)	18.4	16.0	-2.4
Others	7.4	8.0	0.6

Vote Projection 2018 vs Projected 2023



Vote Projection - Vidhan Sabha 2023

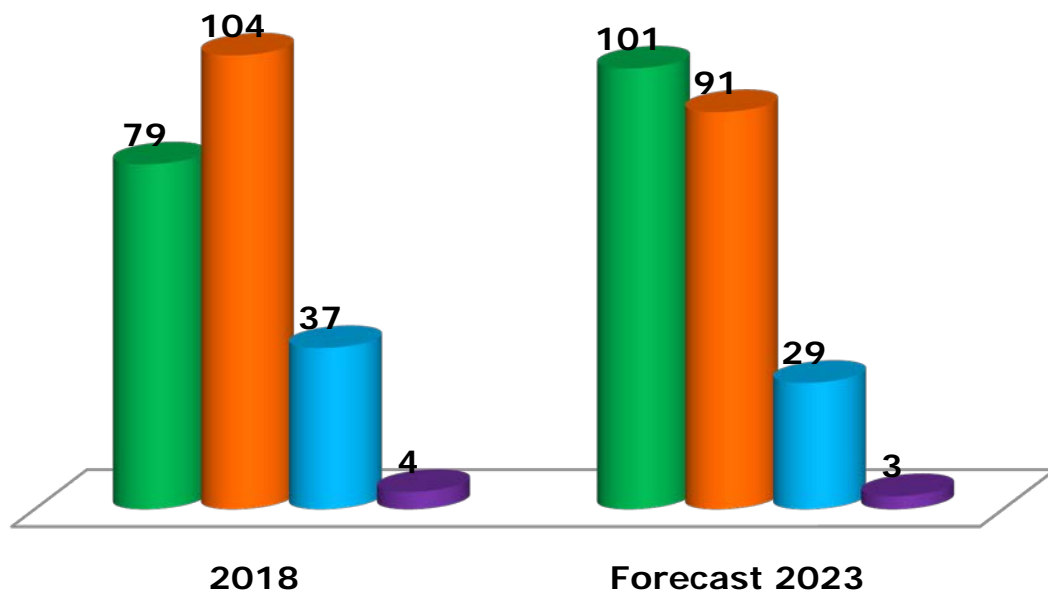


Seat Forecast – Vidhan Sabha 2023

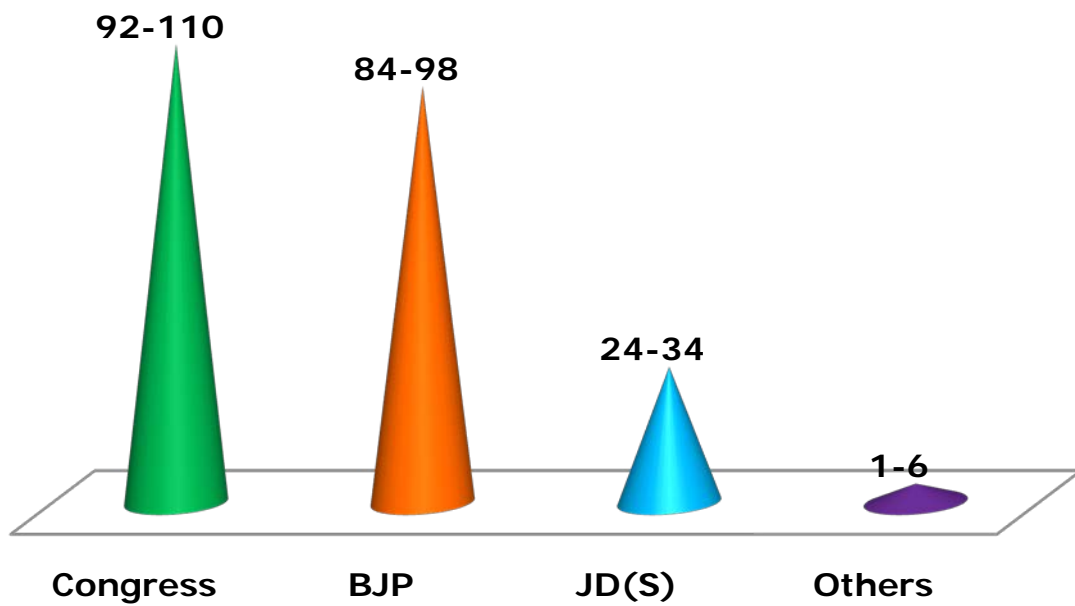
Parties	2018	Forecast 2023	Range	Gain/Loss
Congress	79	101	92 to 110	22
BJP	104	91	84 to 98	-13
JD(S)	37	29	24 to 34	-8
Others	4	3	1 to 6	-1

Seat Forecast - 2018 vs Projected 2023

■ Congress ■ BJP ■ JD(S) ■ Others

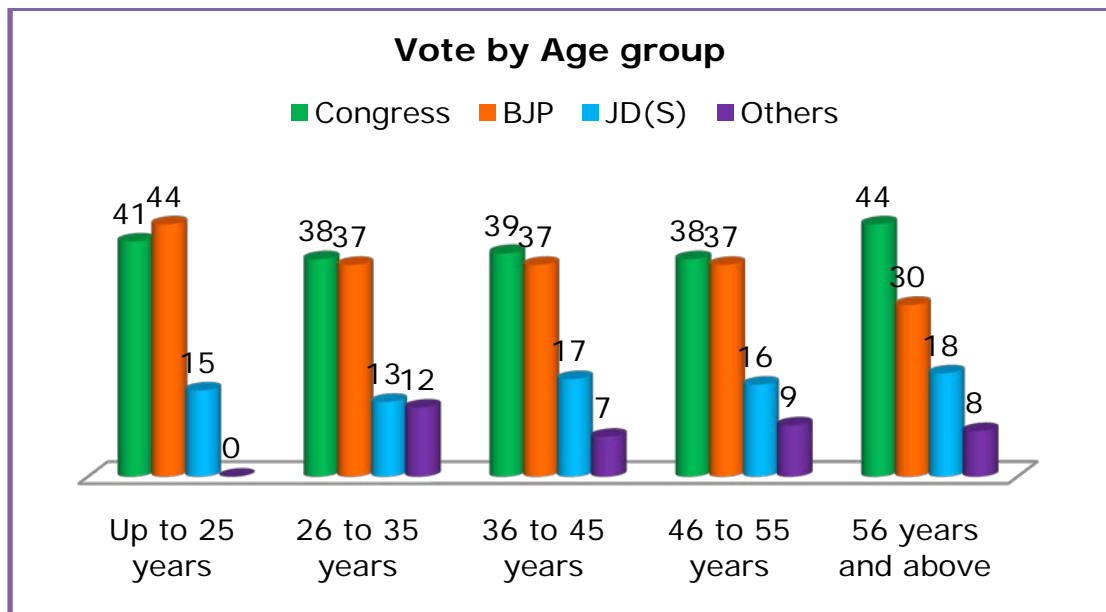


Seat Projection - Vidhan Sabha 2023



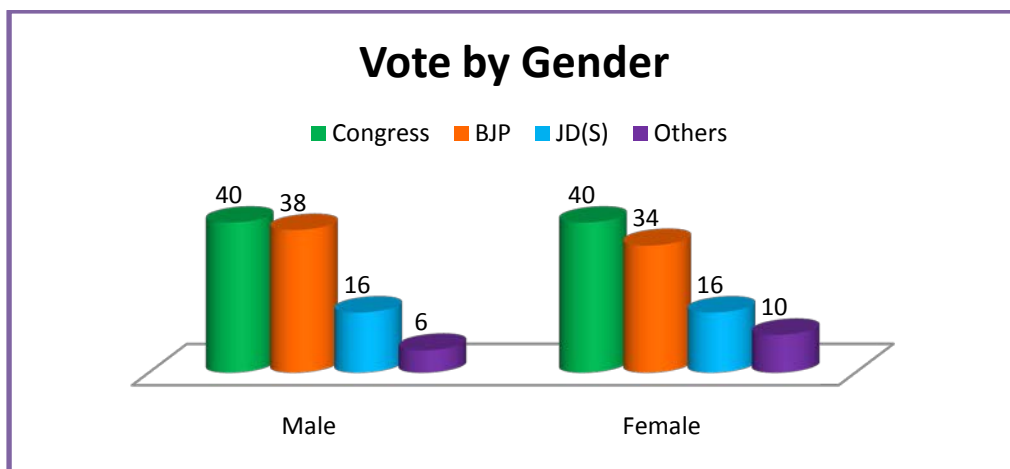
Vote by Age Group

	Congress	BJP	JD(S)	Others
Up to 25 years	41	44	15	0
26 to 35 years	38	37	13	12
36 to 45 years	39	37	17	7
46 to 55 years	38	37	16	9
56 years and above	44	30	18	8



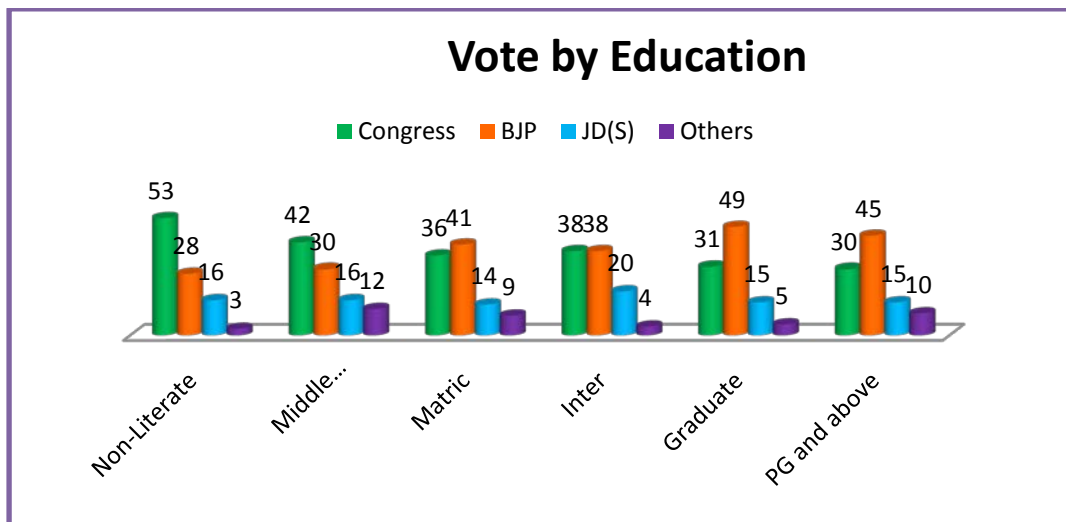
Vote by Gender

	Congress	BJP	JD(S)	Others
Male	40	38	16	6
Female	40	34	16	10



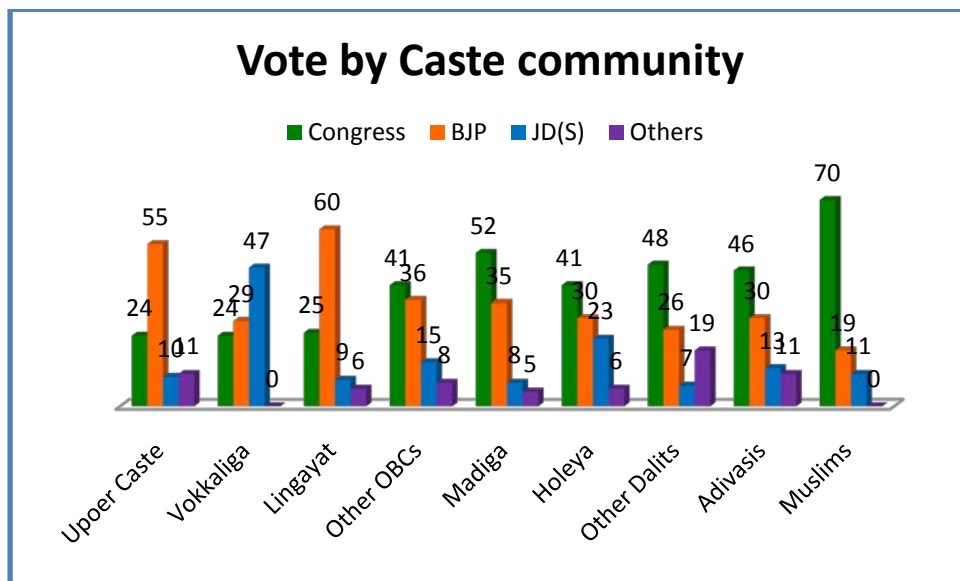
Vote by Education

	Congress	BJP	JD(S)	Others
Non-Literate	53	28	16	3
Middle pass/Matric fail	42	30	16	12
Matric	36	41	14	9
Inter	38	38	20	4
Graduate	31	49	15	5
PG and above	30	45	15	10



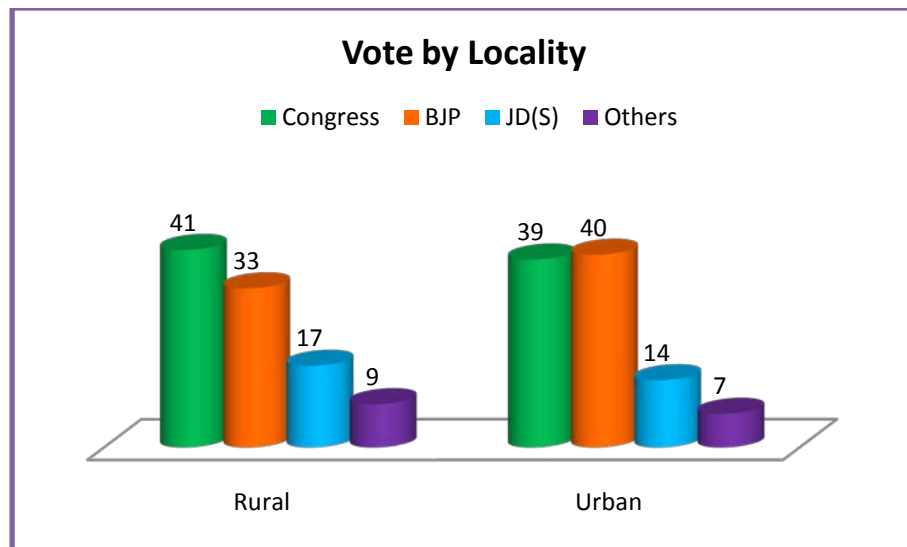
Vote by Caste community

	Congress	BJP	JD(S)	Others
Upper Caste	24	55	10	11
Vokkaliga	24	29	47	0
Lingayat	25	60	9	6
Other OBCs	41	36	15	8
Madiga	52	35	8	5
Holey	41	30	23	6
Other Dalits	48	26	7	19
Adivasis	46	30	13	11
Muslims	70	19	11	0



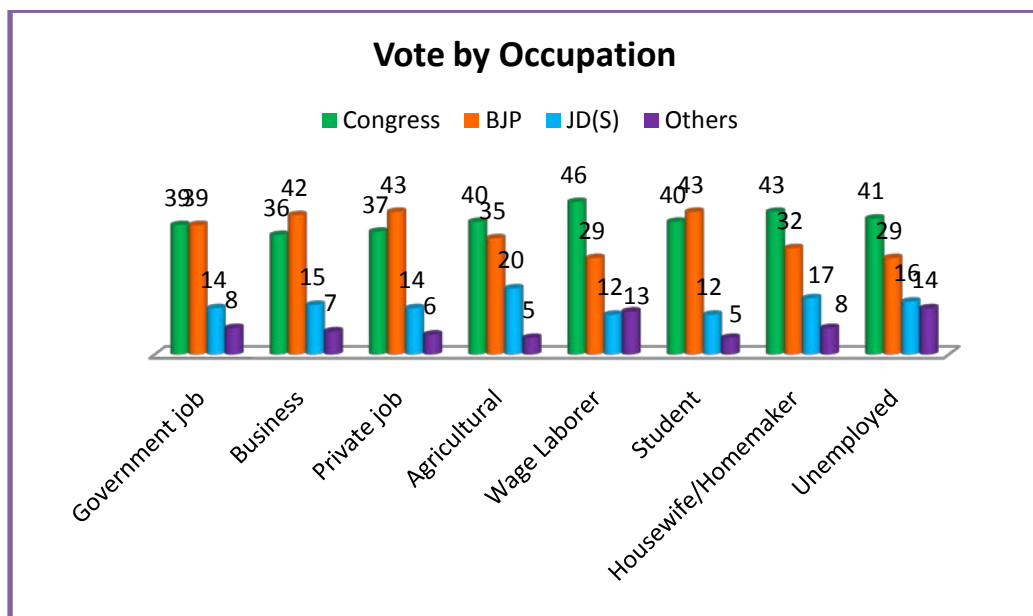
Vote by Locality

	Congress	BJP	JD(S)	Others
Rural	41	33	17	9
Urban	39	40	14	7



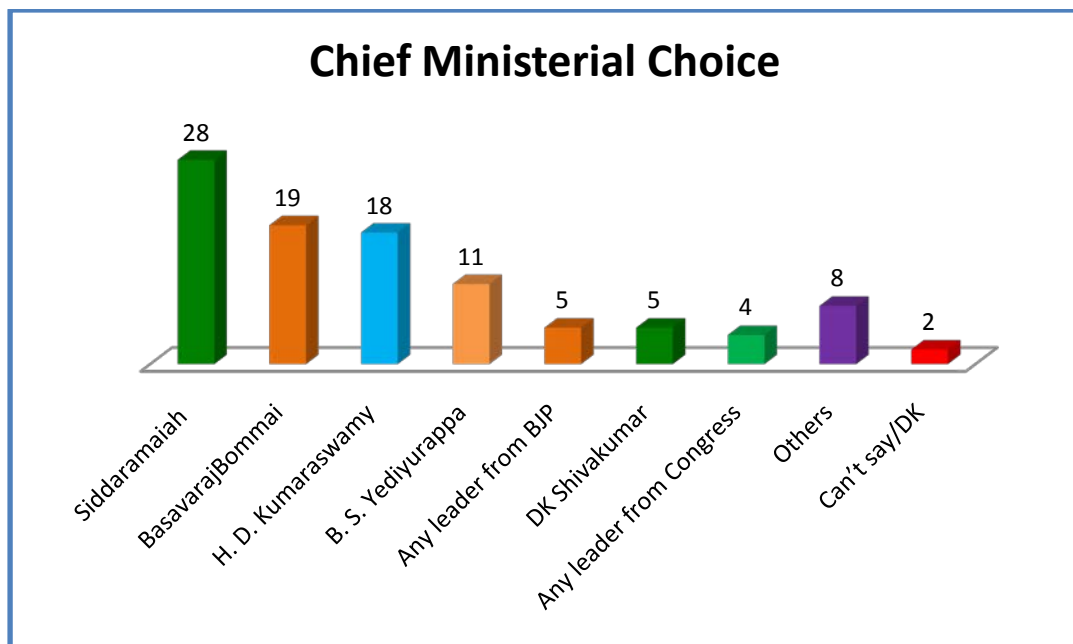
Vote by Occupation

	Congress	BJP	JD(S)	Others
Government job	39	39	14	8
Business	36	42	15	7
Private job	37	43	14	6
Agricultural	40	35	20	5
Wage Laborer	46	29	12	13
Student	40	43	12	5
Housewife/Homemaker	43	32	17	8
Unemployed	41	29	16	14



Chief Ministerial Choice

	(%)
Siddaramaiah	28
BasavarajBommai	19
H. D. Kumaraswamy	18
B. S. Yediyurappa	11
Any leader from BJP	5
DK Shivakumar	5
Any leader from Congress	4
Others	8
Can't say/DK	2

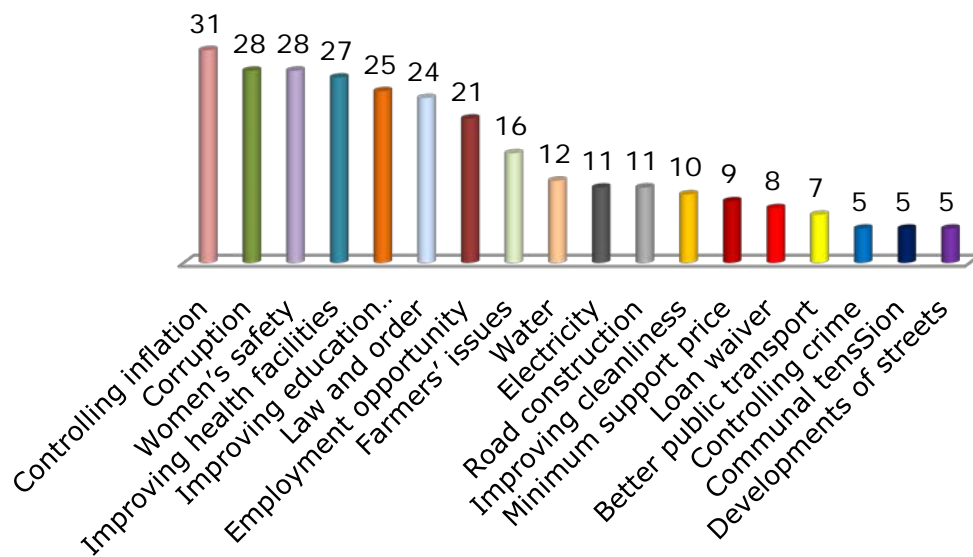


Main Problems

	(%)
Controlling inflation	31
Corruption	28
Women's safety	28
Improving health facilities	27
Improving education facilities	25
Law and order	24
Employment opportunity	21
Farmers' issues	16
Water	12
Electricity	11
Road construction	11
Improving cleanliness	10
Minimum support price	9
Loan waiver	8
Better public transport	7
Controlling crime	5
Communal tensions	5
Developments of streets	5

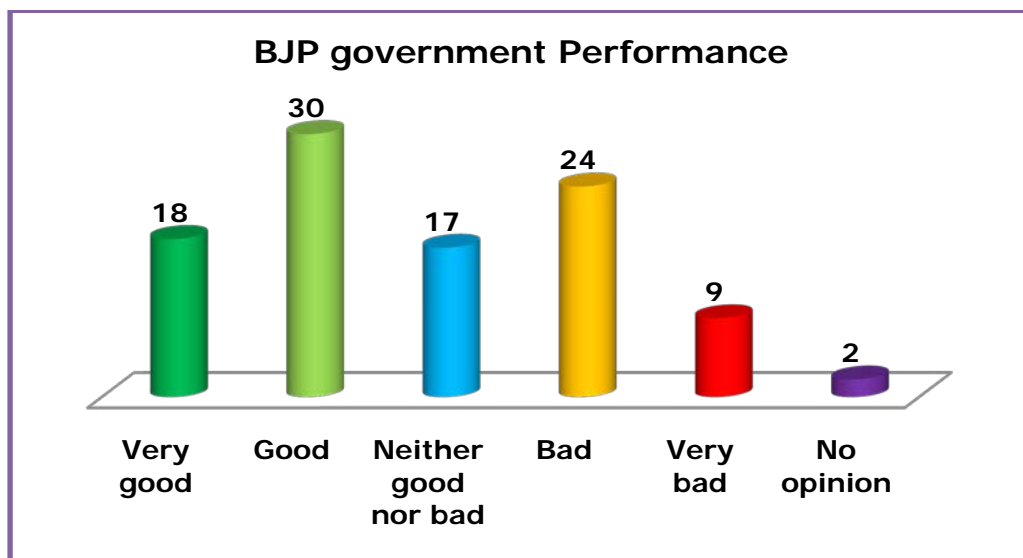
Note: Cumulative response to 3 problems. Thus does not add to '100'.

Main problems



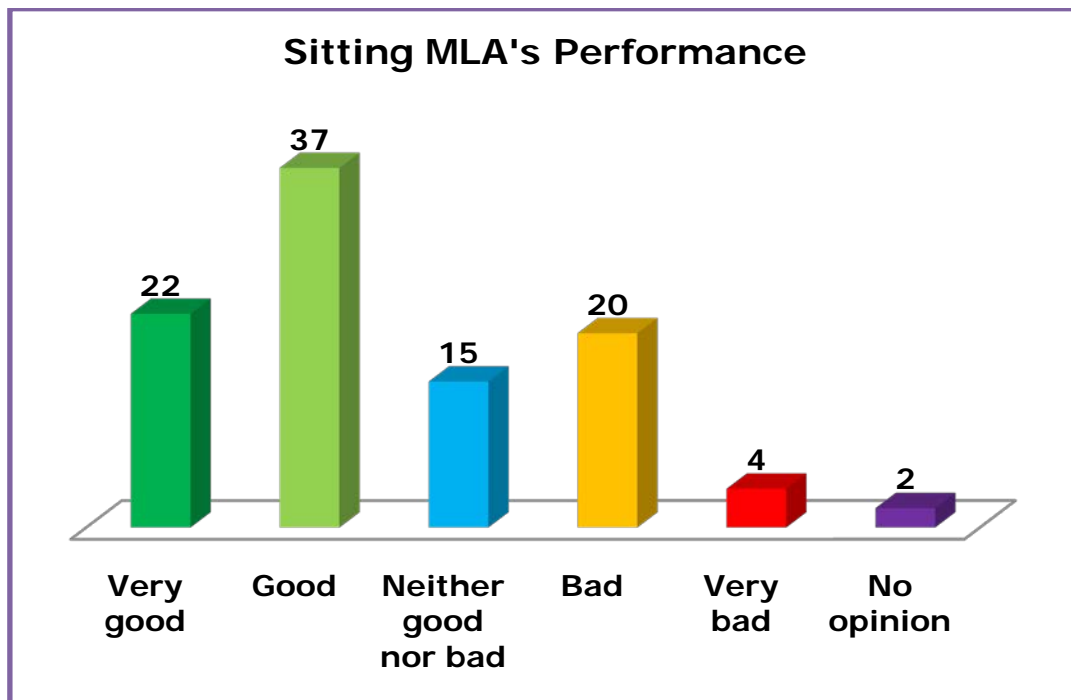
BJP government Performance

	(%)
Very good	18
Good	30
Neither good nor bad	17
Bad	24
Very bad	9
No opinion	2



Sitting MLA's Performance

	(%)
Very good	22
Good	37
Neither good nor bad	15
Bad	20
Very bad	4
No opinion	2

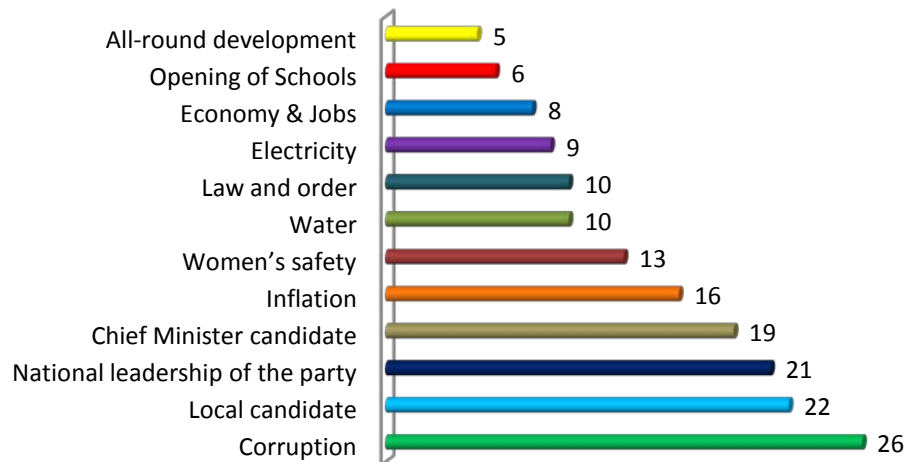


Main important issues for forthcoming Assembly elections

	(%)
Corruption	26
Local candidate	22
National leadership of the party	21
Chief Minister candidate	19
Inflation	16
Women's safety	13
Water	10
Law and order	10
Electricity	9
Economy & Jobs	8
Opening of Schools	6
All-round development	5

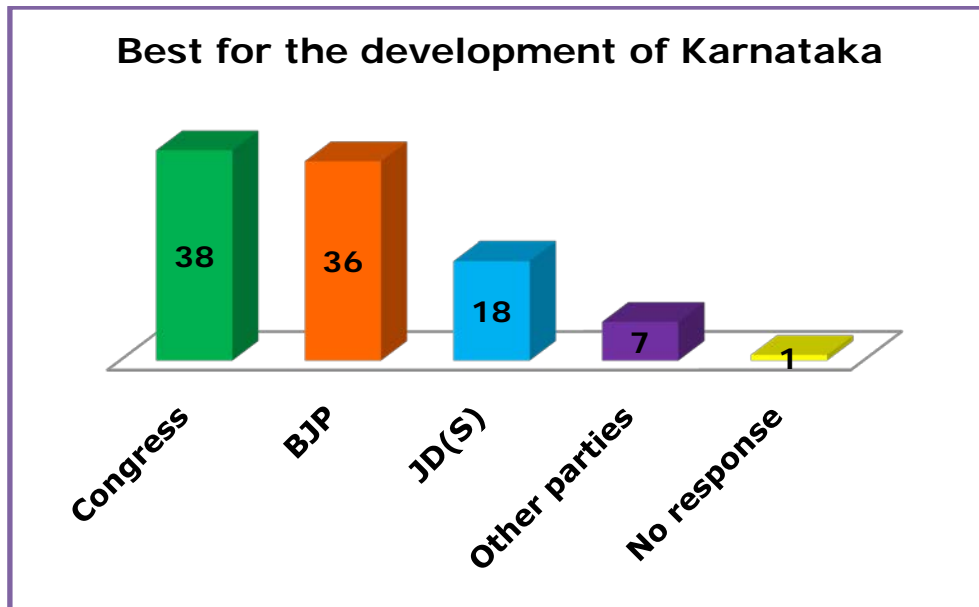
Note: Cumulative response to 2 issues. Thus does not add to '100'.

Main important issues



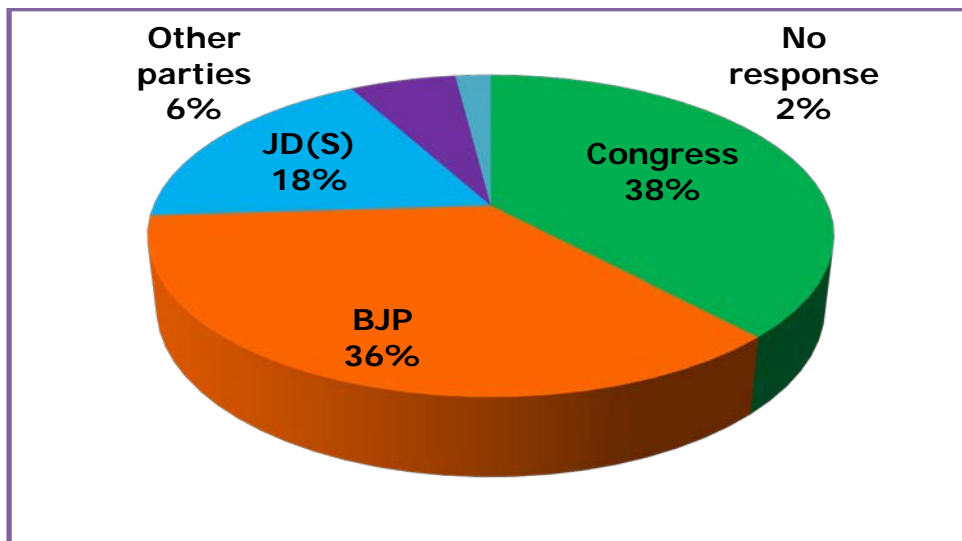
Which party is better for the Development of Karnataka?

	(%)
Congress	38
BJP	36
JD(S)	18
Other parties	7
No response	1



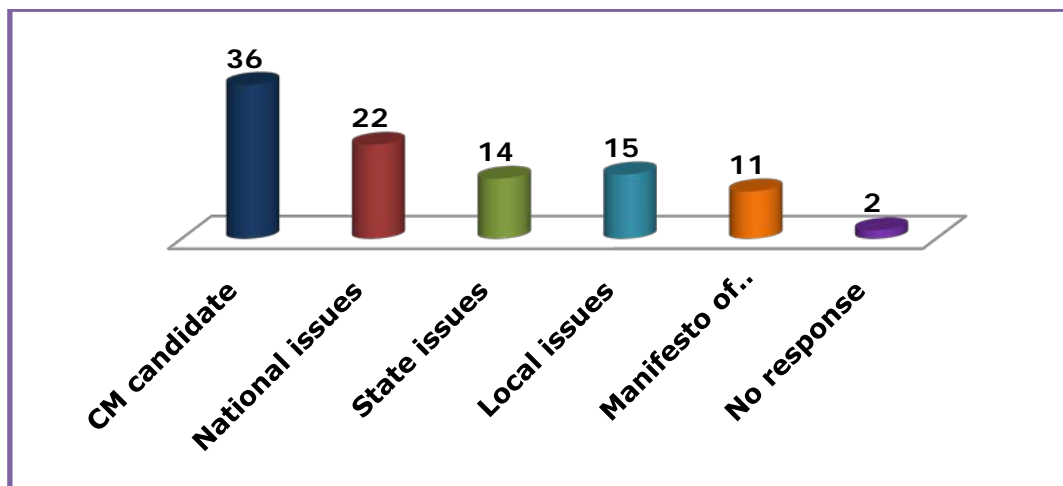
Which Political Party will implement their election manifesto?

	(%)
Congress	38
BJP	36
JD(S)	18
Other parties	6
No response	2



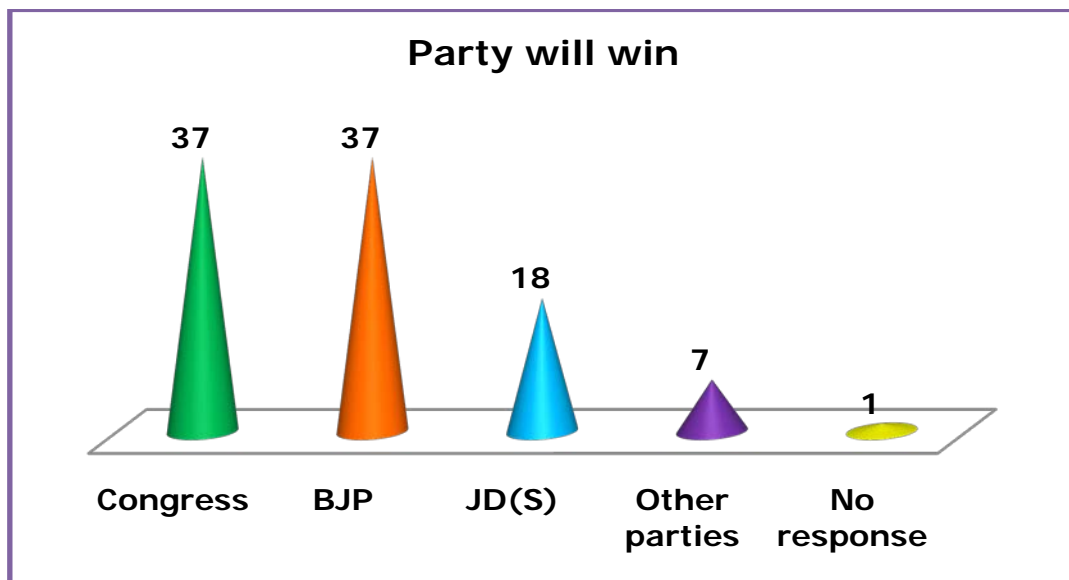
What was the most important Issue while voting in the ensuing Assembly Elections?

	(%)
CM candidate	36
National issues	22
State issues	14
Local issues	15
Manifesto of the party	11
No response	2



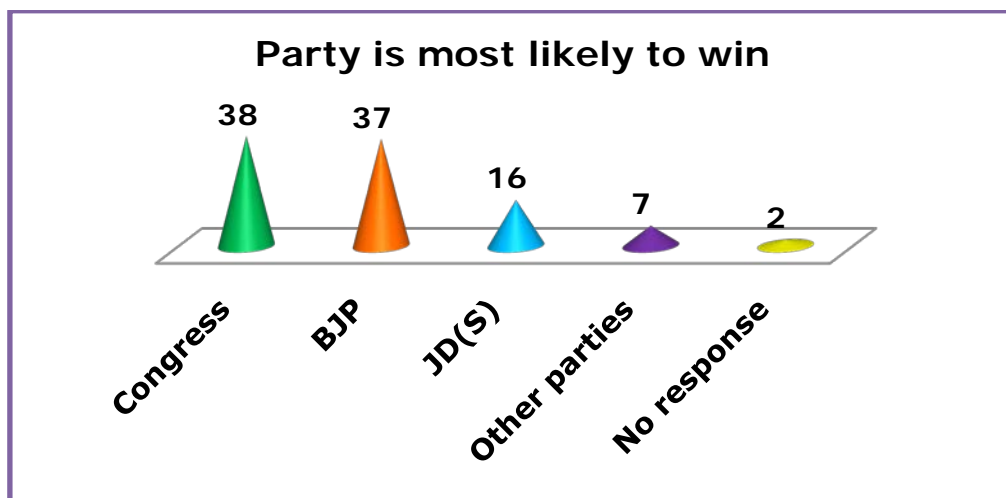
In Your Opinion, which Party will win in the forthcoming Assembly Election from your Assembly constituency?

	(%)
Congress	37
BJP	37
JD(S)	18
Other parties	7
No response	1



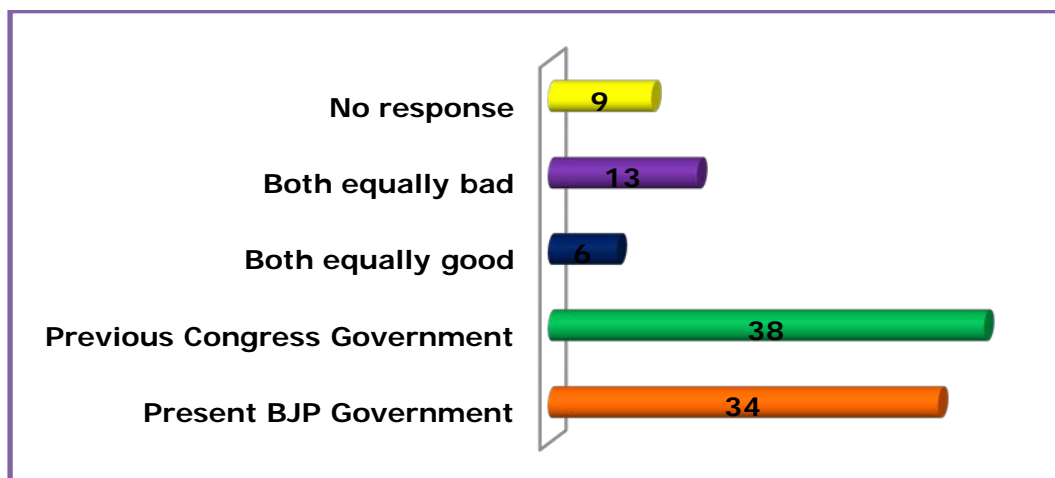
Which Party is most likely to win the forth coming Vidhan Sabha election and for m the next government in Karnataka?

	(%)
Congress	38
BJP	37
JD(S)	16
Other parties	7
No response	2



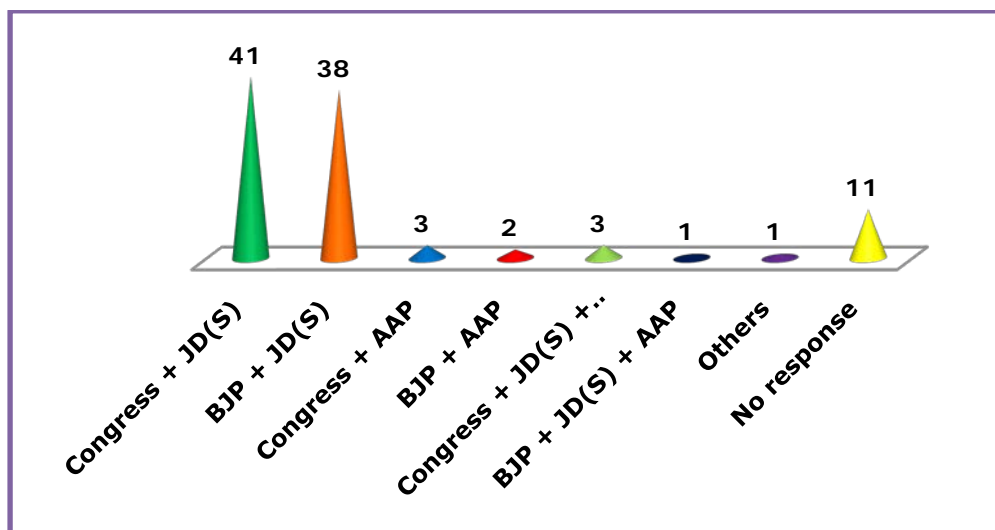
If we compare the present BJP government with previous Congress government, which government according to you has been better?

	(%)
Present BJP Government	34
Previous Congress Government	38
Both equally good	6
Both equally bad	13
No response	9



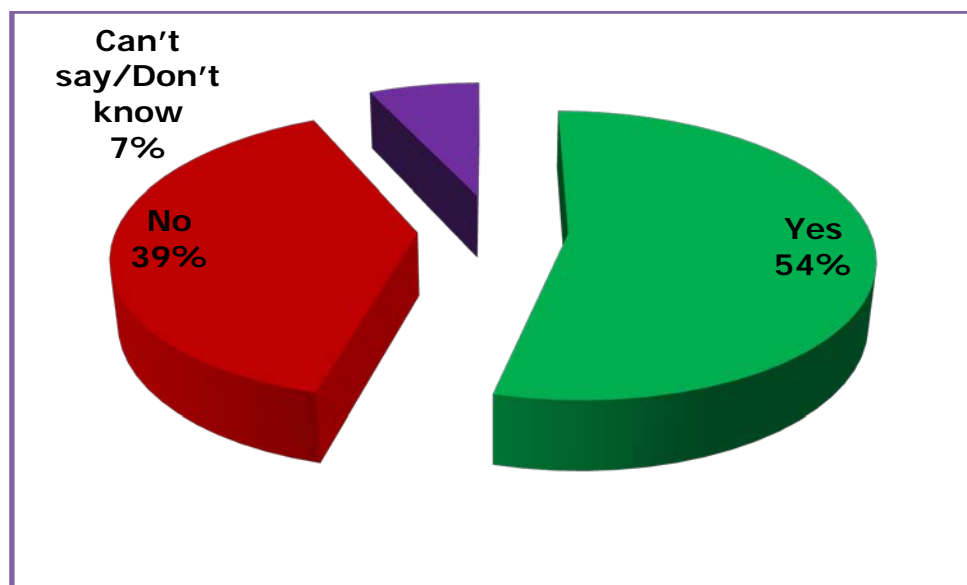
Preference for combination of parties if no single party will get the absolute majority

	(%)
Congress + JD(S)	41
BJP + JD(S)	38
Congress + AAP	3
BJP + AAP	2
Congress + JD(S) + AAP	3
BJP + JD(S) + AAP	1
Others	1
No response	11



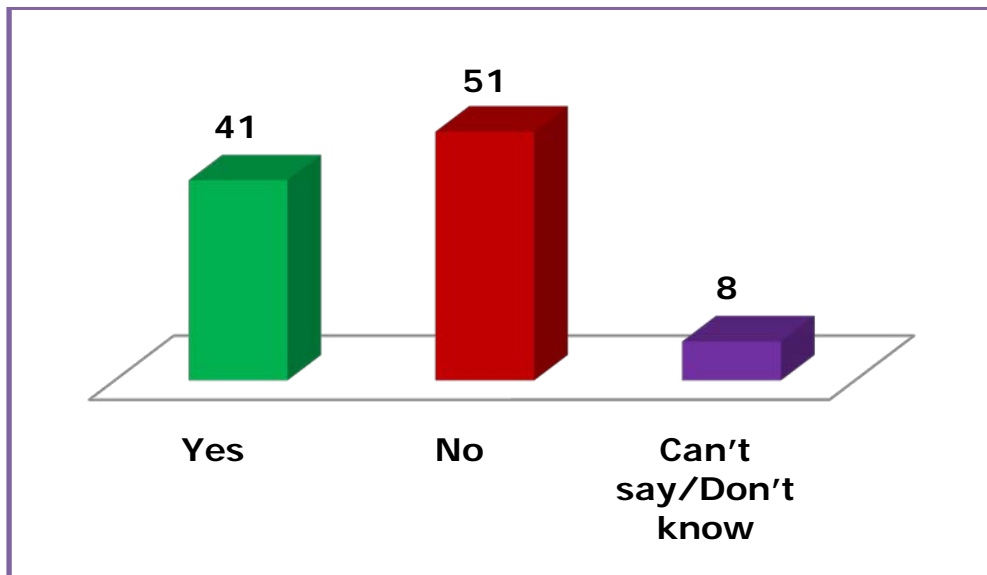
Should your MLA be re-elected?

	(%)
Yes	54
No	39
Can't say/Don't know	7



Should BJP government get another chance?

	(%)
Yes	41
No	51
Can't say/Don't know	8





PEOPLES PULSE

an ear to the ground

Flat No.402, Surabhi Complex, Opp. Lotus Hospital,
Lakdikapool, Khairathabad, Hyderabad - 500004.
peoplespulse.hyd@gmail.com