

ODISHA REPORT



PEOPLES PULSE

an ear to the ground

ODISHA TRACKER POLL

September, 2018

RESPONDENT'S PROFILE

Sample

GENDER:		AGE:	
Male	50.2%	18-25 years	19.2%
Female	49.8%	26-35 years	22.2%
		36-45 years	31.8%
		46-60 years	19.0%
		60 above	7.8%
OCCUPATION:		EDUCATION:	
Govt. Employee	9.4%	Below 10th	33.2%
Daily wage Labour	22.0%	Above 10th	21.9%
Pvt. Employee	5.6%	Degree	2.9%
Farmer	23.2%	PG	6.9%
Business	10.1%	Professional	0.1%
Unemployed	21.1%	Uneducated	35.1%
House Wife	5.5%		
Contract Employee	0.7%		
Others	2.4%		
RELIGION:		CASTE:	
Hindu	88.0%	ST	39.4%
Christian	5.7%	SC	31.3%
Muslim	5.8%	OBC	26.5%
Others	0.5%	General	2.4%
		Minorities	0.4%

BJD's DOMINANCE CONTINUES IN ODISHA

The Biju Janata Dal's literal dominance over the political landscape of Odisha continues to be overwhelming even after being in power for 18 years.

Mr Naveen Patnaik image continues to be strong as ever and there is no other leader to be seen in his league.

Peoples Pulse, Hyderabad based political research organisation conducted the first of the three tracker polls in Odisha State in the second week of September 2018 for a period of 10 days. The tracker poll consisted of a structured questionnaire and a secret ballot. The survey was conducted in 22 Assembly constituencies, which was 15 percent of the Assembly. Five polling stations in each Assembly constituency were picked and the respondents were picked according to the Population Proportionate Size methodology. 35-40 samples were chosen from each polling station reflecting the situation on the ground in terms of caste, religion, age and occupation. Equal representation was given to gender.

Research scholars from Political Science Department, Ravenshaw University, Cuttack and Fakir Mohan University, Balasore conducted the fieldwork.

Peoples Pulse senior associate and PhD from Centre for Political Sciences at JNU, Dr Sajjan Kumar conducted the workshop and finalised the report. Pranikh Technology Pvt Ltd's Mr Pradeep Kumar compiled the data and analysis. Since this is the first tracker poll we would not wish to venture into predicting seat share.

The main results of the secret ballot were that 41.8 percent of the respondents said they would vote for the BJD. 23.3 percent backed the BJP and 21.9 percent backed the Congress. Others and Nota got 8.3 and 4.7 percent respectively.

These results compared to 2014 Assembly elections shows that the BJD has lost only 1.6 percent of the vote. The BJP has gained 5.3 percent. The Congress has lost 3.8 percent. Clearly the BJP has gained largely at the expense of the Congress. It also has sufficient support in its core constituency of the middle class with 34.6 percent of the respondents in this category preferring it.

The Panchayat elections created the perception that the BJP would emerge as a political force in Odisha. But the outcome of the first tracker poll shows that the perception is not the truth. The BJP has announced Mission 120, which now seems to be a very long shot.

This aspect was further underscored when we asked if the Naveen Patnaik government should be given another chance, which would be the fifth successive term. 43.5 percent said he should be given another term. 38.8 percent said no and 17.7 percent said they could not say.

Interestingly we asked another question if the BJP gained influence or weakened or remained the same since the Panchayat elections. 30.4 percent said it remained the same. 16.7 percent said that it gained influence and 9.8 percent said it lost influence. 43.2 percent said they could not say.

Similarly we asked another question if the Congress has strengthened or weakened after Mr Niranjan Patnaik was appointed as the new president of the Odisha PCC. 24.3 percent said that the Congress gained influence and 12.2 percent said it remained the same. 4 percent said the party has weakened and nearly 60 percent could not say.

Given that over 24 percent said the Odisha Congress has gained, the single largest reason why the BJP's growth could not be sustained after the Panchayat elections was Mr Niranjan Patnaik's appointment as the new president.

As the Congress managed to hold its ground against the BJP's perceived momentum the outcome is that the BJD has moved into a safer zone, as anti-BJD votes could not be consolidated against the BJP.

The BJP has pitched Mr Dharmendra Pradhan as the face of the Odisha BJP. When we asked whom they prefer as the next chief minister (we did not provide options) only 22.8 percent opted for Mr Pradhan. Mr Niranjan Patnaik was backed by 15.3 percent. Mr Naveen Patnaik was head and shoulders above the two leaders with 51.7 percent.

Even after 18 years in power when we asked them to rate the performance of Mr Naveen Patnaik, 61.5 percent of the respondents found it to be good and 30.8 percent listed it as bad. 7.7 percent said it was okay.

We further asked a detailed question on why Mr Naveen Patnaik has been the chief minister for four successive terms – clean image, clean image with good administration or absence of a strong alternative. 43 percent said the reason was his clean image with good administration and 21.6 percent said clean image. 14.7 percent said it was due to the absence of a strong alternative.

Now, Mr Pradhan is the Union Petroleum Minister and is heavily promoting his ministry's Ujjwala Yojana. 46.1 percent have availed the benefit. But when we asked who was providing the scheme, a whopping 64.2 percent attributed it to the state government and only 23.4 said it was the Centre.

When the face of the state unit of the BJP, whose ministry's scheme is under active implementation and the credit is entirely going to Mr Naveen Patnaik, it is clear that the BJP has failed to leverage the scheme's benefits or Mr Pradhan's image to its advantage.

This was reflected when we asked which government is responsible for the welfare schemes, over 68 percent said they were because of the state government and only 5.5 percent said they were because of the Centre. 26.4 percent attributed them to both the state and the Centre.

This again shows that the BJP is failing to claim credit where it is truly due. On the other hand it is an indication that Mr Naveen Patnaik is successfully taking credit for all welfare schemes, as his USP is predominantly delivery of welfare to the people.

With this being so, a severe headache is awaiting the BJD and Mr Naveen Patnaik. When asked to rate the performance of the MLA, over 59 percent rated it as bad. 32.3 percent rated it as good and 8.5 percent found it okay. In another question we asked if their MLA would win or lose, 55.8 percent said he would lose and only 26.3 percent said he would win.

Undoubtedly, the anti-incumbency against the sitting MLAs is high, even as there is no such sentiment against the 18-year-old government. We found that the volume of anti-incumbency against Lok Sabha MPs is just as high. Fielding fresh faces and shuffling sitting candidates around would be huge challenge for the BJD as it has 116 MLAs in the 147-member Assembly. Also 20 of the 21 Lok Sabha constituencies are represented by the BJD.

The challenge seems amplified at another question where we asked what would be the most important consideration while deciding to vote. 51.5 percent said it was the candidate.

Clearly the prospect of this burden is not lost on Mr Naveen Patnaik. He always goes in for fresh faces. But now for the first time he announced the creation of the Legislative Council, which would be a rehabilitation centre for those who have been denied tickets for the Assembly.

Interestingly this is leaving the BJP in a pretty unenviable position. The party is known to poach on leaders from other parties to enhance its prospects as is evident from every state election in recent past. With Mr Niranjan Patnaik's appointment as the PCC chief the Congress is no longer witnessing leaders switching over to rival parties. Now with the Council those who are denied tickets are not enamoured by the BJP as the hope and promise of a Council seat is far more attractive.

Another aspect he would be up against is unemployment with nearly 57 percent flagging it as the main election issue. Next is price rise with 25 percent. Irrespective of Mr Patnaik virtually lording it over the political landscape, the reality is the opposition parties would gun him on these two issues.

When it came to the issue if Western Odisha is being discriminated against, over 46 percent agreed and 34.5 percent disagreed. With such a large percentage feeling that they are discriminated against, its impact on the general elections cannot be discounted.

Odisha was untouched by the Modi wave or the Modi factor in 2014 elections. The tracker poll results show that the trend would continue in 2019. 49 percent rated Mr Narendra Modi's performance as Prime Minister as bad and another 40 percent rated it as okay. Only 10.5 per cent found it good.

When asked whom they prefer as the next Prime Minister 49.7 percent chose Mr Modi and 31.7 percent picked Mr Rahul Gandhi. The latter is gaining traction. The main reason that is going against Mr Modi are the unprecedented rise in petrol and diesel prices, farmers not getting MSP and demonetisation.

We asked if the BJD could have an alliance with any party, an overwhelming 78 percent rejected the idea by saying it should not ally with anyone. And were the BJD to ally with anyone, 52 percent said it could be with the BJP and only 27 percent said they could ally with the Congress.

Further when we asked whom the BJD should support at the Centre, nearly 80 percent said it should not support anyone. Of the remaining respondents, 12.5 percent said the BJD could support the NDA and only 5.2 percent said they could go with the UPA. The BJD voter is strongly maintaining the identity of being an anti-Congress voter and would want the BJD to stay so.

The BJD had an alliance with the BJP till 2009 elections and has since parted ways. In the 2009 and 2014 elections the BJD was successful going it alone. The BJP since 2014 eyed a huge opportunity in Odisha, but Mr Naveen Patnaik did not allow them to establish any space. In his scheme of things he tacitly supported the BJP in issues like demonetisation, one nation-one election and the Rajya Sabha Deputy Chairman election. At the same time he encouraged protests at the state level against the rising fuel prices.

After the Panchayat elections it was increasingly being seen as the evolution of a BJD-BJP bipolar contest. Now with the outcome of the tracker poll it's clear that Mr Naveen Patnaik took care to make mid-course corrections and with the Congress not yielding further space, after appointing Mr Niranjana Patnaik, is going in Mr Naveen Patnaik's favour.

Here it's very pertinent to mention that there is a general feeling among the voters that the BJP top leadership would somehow change tack to keep Mr Naveen Patnaik in good humour with the hope that they would earn his support after the 2019 elections.

Finally this tracker poll substantiates the reality that whatever are his weaknesses or his alleged acts of omission or commission they have no bearing on the voter. The fact that his fluency in Odia is hopeless, that there have been chit fund scams or mining scams, there is overwhelming belief that Mr Naveen Patnaik can do no such wrong. These issues might have taken up media space, but have no bearing at all in the political space or in the voter's mind.

As far as this election is concerned, it's no rocket science to say that Mr Naveen Patnaik is almost unbeatable. The BJD and the government might well be over centralised, but the way his organisation runs like a well-oiled and clockwork style manner would be yet another story.

In the final analysis, Odisha would maintain its political exception by holding on to establish the pattern of electing the regional player BJD as the dominant player, thereby frustrating BJP's strategy to execute its strategy of using the anti-incumbency factor to its advantage by emerging as the popular alternative as has been the case in Tripura and other state. No wonder, the state is rife with political gossip of a change in strategy at the top level of BJP to keep Naveen Patnaik in good humour to fetch his support after 2019 Lok Sabha election.

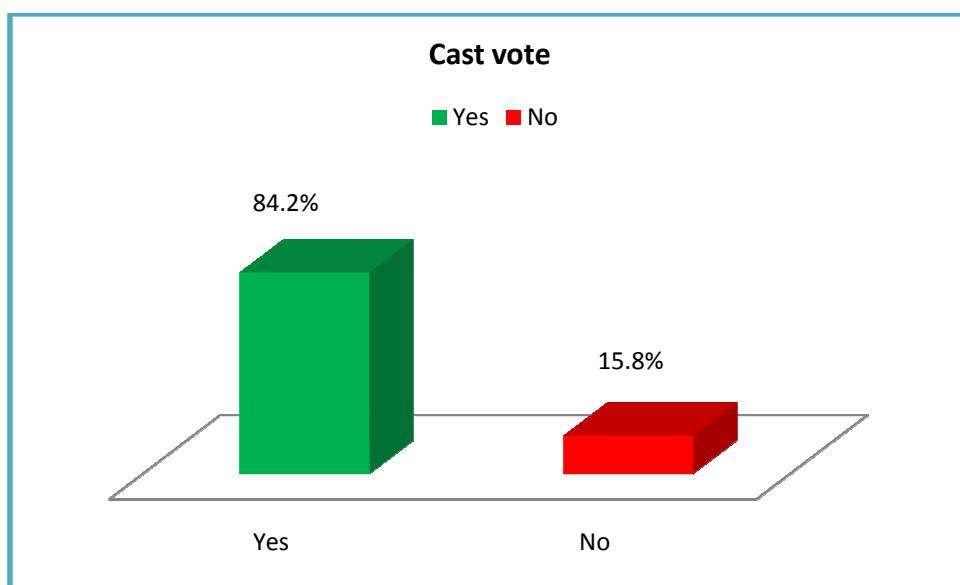
FINDINGS

Q1). In your opinion, what are the three main problems that you or your family members are facing?

Problems	Percentage
Price Rise	37.4%
Unemployment	24.1%
Drinking Water Problem	20.3%
Housing	14.7%
Others	3.6%

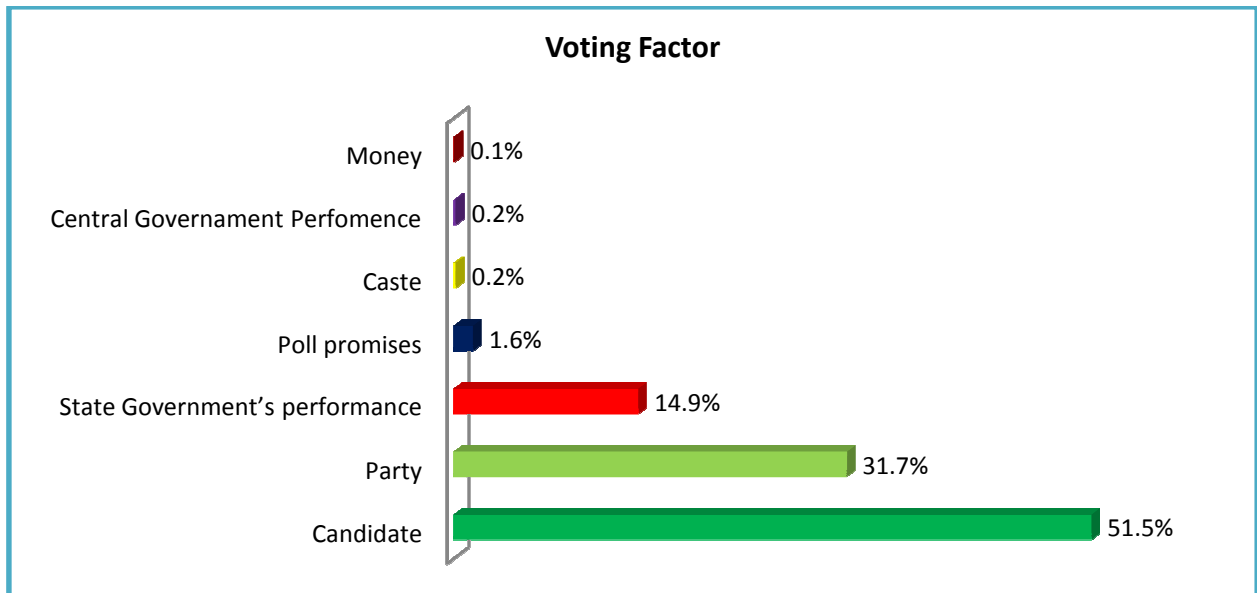
Q2). Will you cast your vote in the ensuing Odisha Elections?

Yes	No
84.2%	15.8%



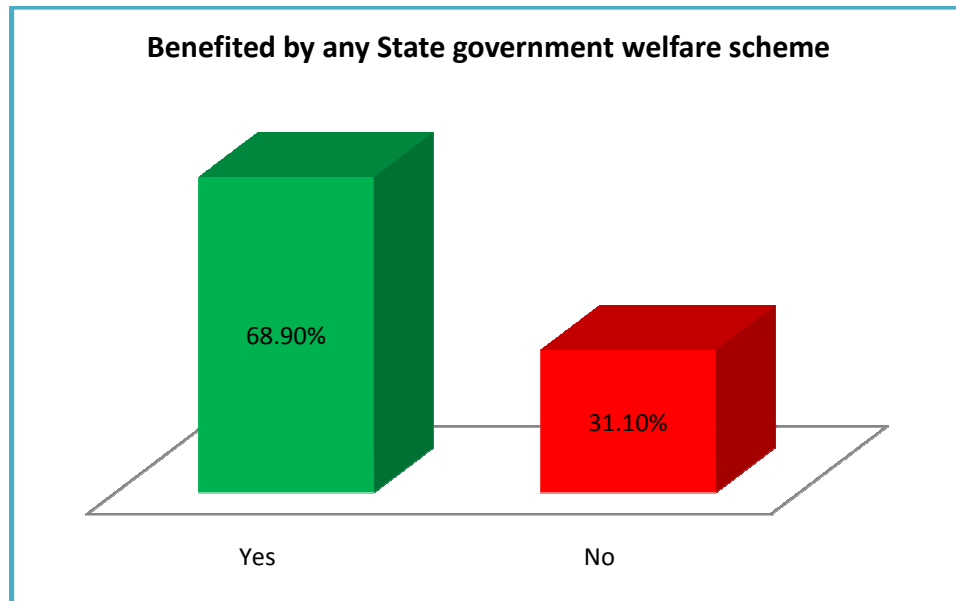
Q3). If yes, while deciding whom to vote, what would be the most important consideration for you – Candidate, Party, Caste, or something else?

Particulars	Percentage
Candidate	51.5%
Party	31.7%
State Government's performance	14.9%
Poll promises	1.6%
Caste	0.2%
Central Government Performance	0.2%
Money	0.1%



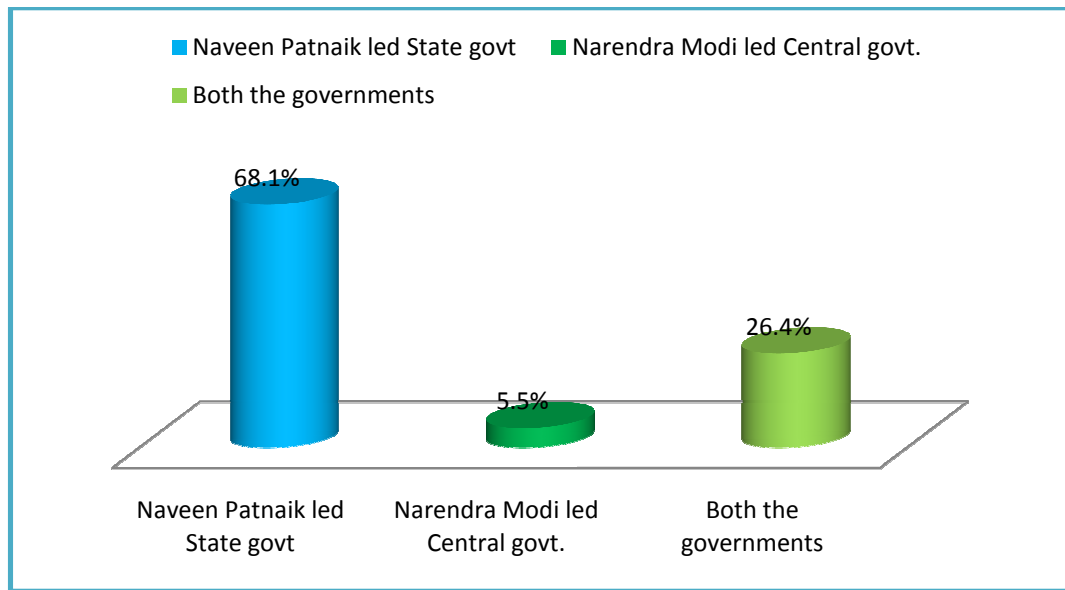
Q4). Have you or your family benefited from any government welfare schemes by BJD government?

Particulars	Percentage
Yes	68.9%
No	31.1%



Q5). In your opinion, which government is responsible for providing welfare schemes to people?

Particulars	Percentage
Naveen Patnaik led State govt	68.1%
Narendra Modi led Central govt.	5.5%
Both the Governments	26.4%

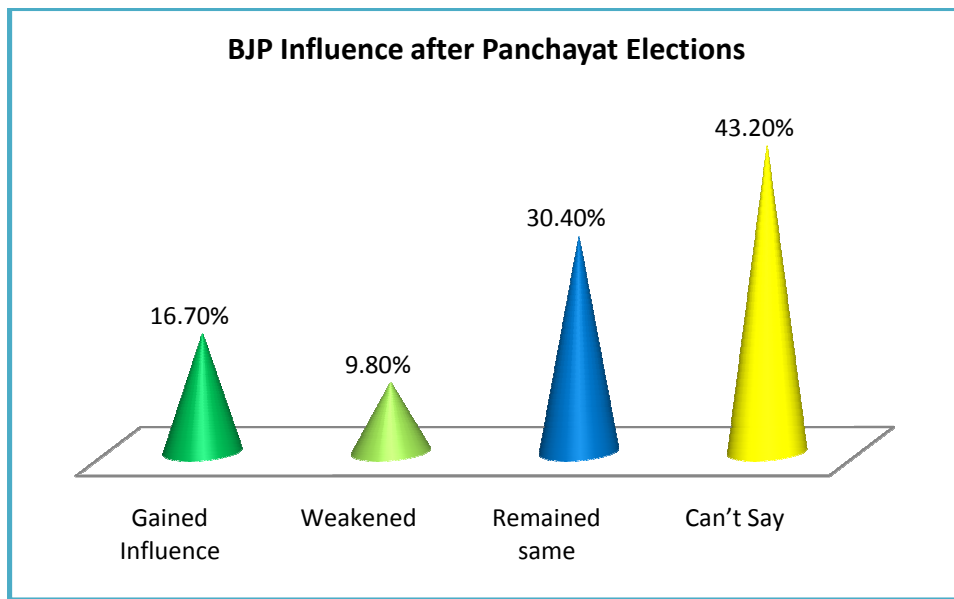


Q6). In your opinion, what are the main problems being faced by the people in your locality?

\Problems	Percentage
Hospitals	27.3%
Drinking Water	24.2%
Roads	21.9%
Irrigation Facilities	10.5%
Drainage/Sanitation	2.4%
Electricity	1.5%
Law & Order	1.4%
Others	10.8%

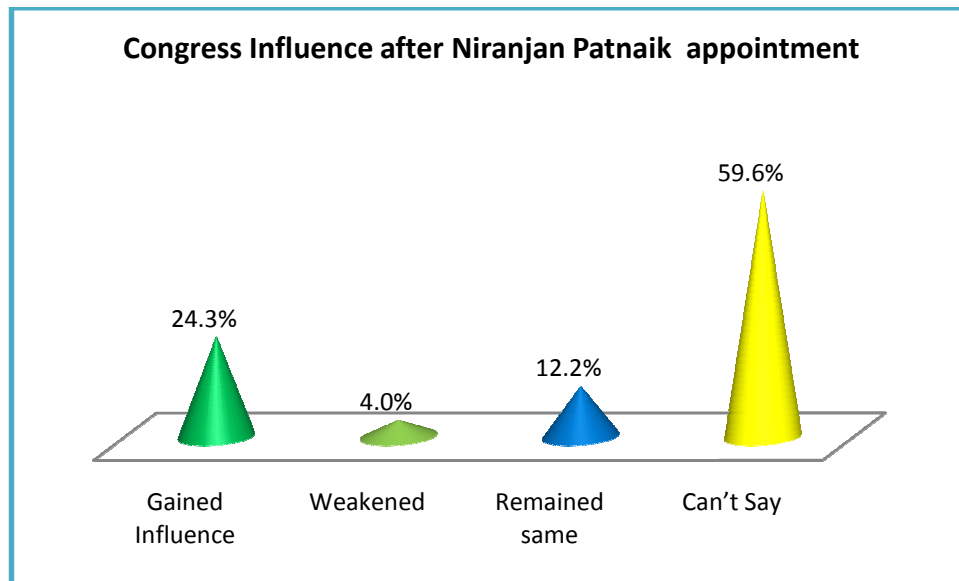
Q7). In Your opinion, has the BJP in your area gained influence or weakened or remained the same after the Panchayat Elections held in the state?

Particulars	Percentage
Gained Influence	16.7%
Weakened	9.8%
Remained same	30.4%
Can't Say	43.2%



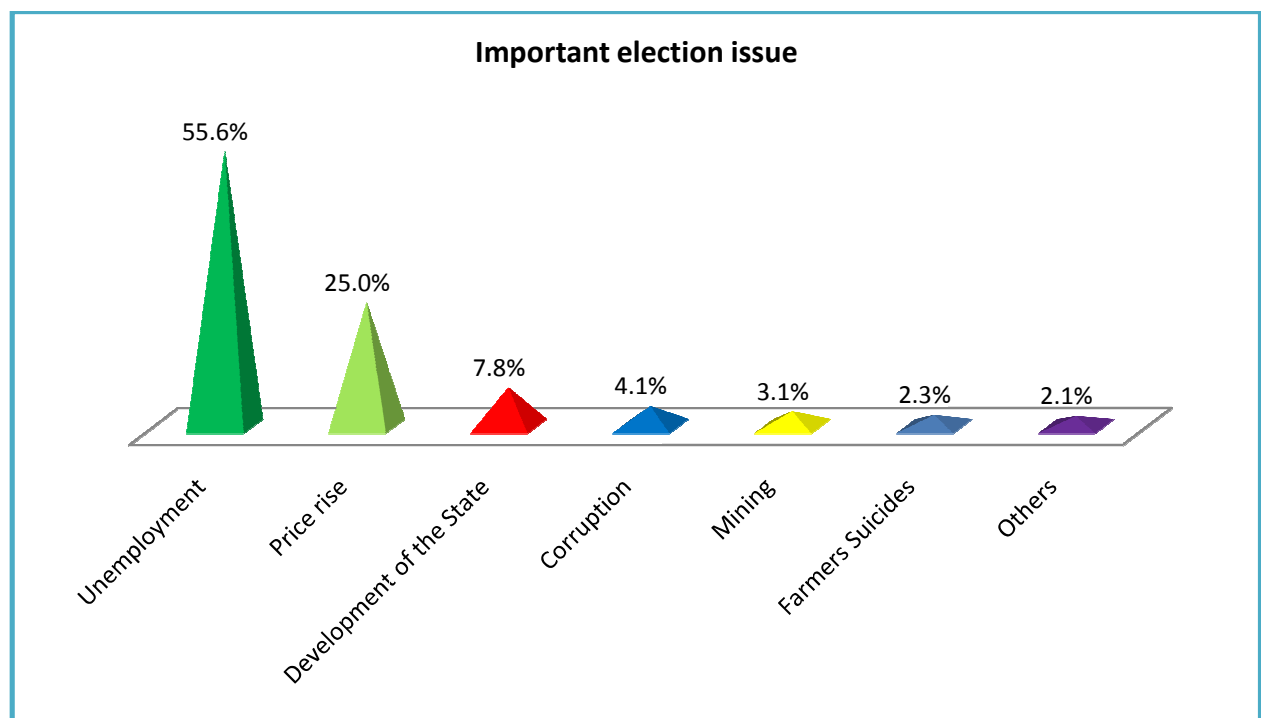
Q8). In Your opinion, has the Congress in your area gained influence or weakened or remained the same after the appointment of Niranjana Patnaik as Congress President of the State?

Particulars	Percentage
Gained Influence	24.3%
Weakened	4.0%
Remained same	12.2%
Can't Say	59.6%



Q9). In the ensuing Odisha Elections, which issue do you consider the most important election issue?

Election Issues	Percentage
Unemployment	55.6%
Price rise	25.0%
Development of the State	7.8%
Corruption	4.1%
Mining	3.1%
Farmers Suicides	2.3%
Others	2.1%

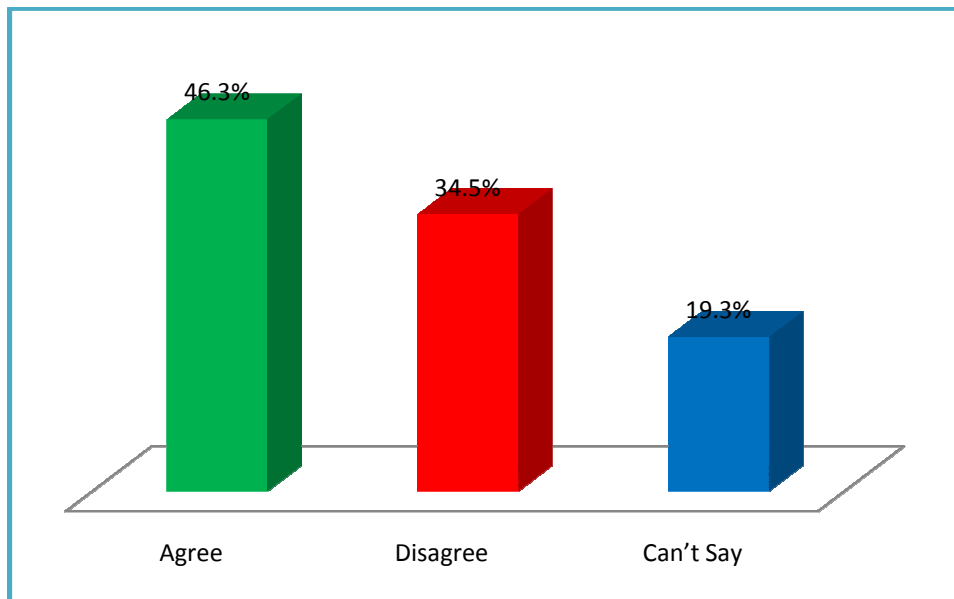


Q10). In the BJD rule let by Naveen Patnaik in the state do you think that the following have improved, deteriorated or remained the same?

Particulars	Improved	Remained same	Deteriorated
Conditions of roads	30.30%	20.30%	49.40%
Education	35.30%	23.60%	41.10%
Health	30.70%	5.40%	63.90%
Supply of electricity	50.10%	9.90%	40.00%
Drinking water...	34.60%	6.70%	58.70%
Public transport...	39.40%	10.20%	50.40%
Law and order...	42.80%	20.70%	36.50%
Employment Opportunities	26.50%	12.30%	61.20%
Public Distribution System	68.50%	17.20%	14.30%
Irrigation Facilities	32.50%	15.20%	52.30%

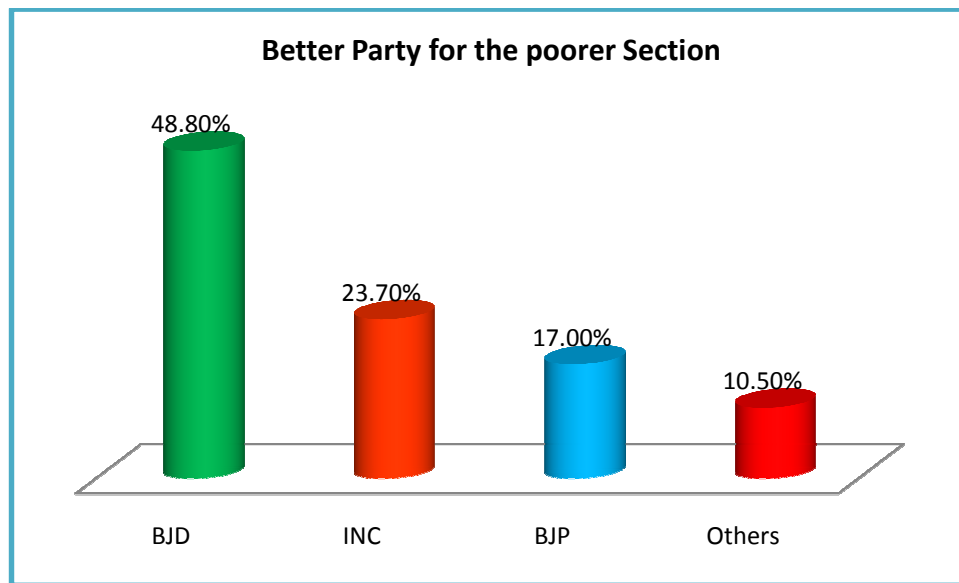
Q11). Some people say that, Western Odisha is discriminated in development? Do you agree or disagree?

Particulars	Percentage
Agree	46.3%
Disagree	34.5%
Can't Say	19.3%



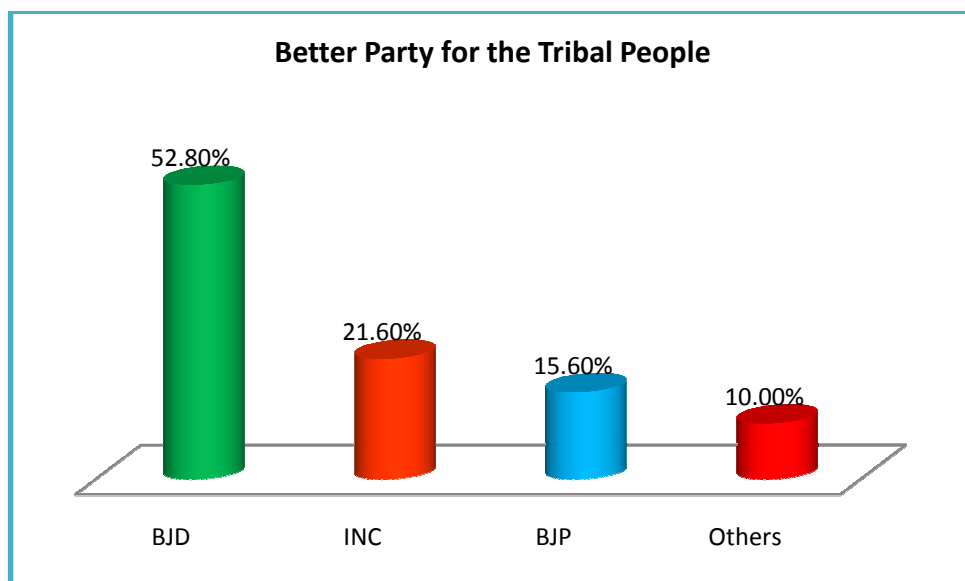
Q12). Which party is better for the poorer sections of Odisha?

Party	Percentage
BJD	48.80%
INC	23.70%
BJP	17.00%
Others	10.50%



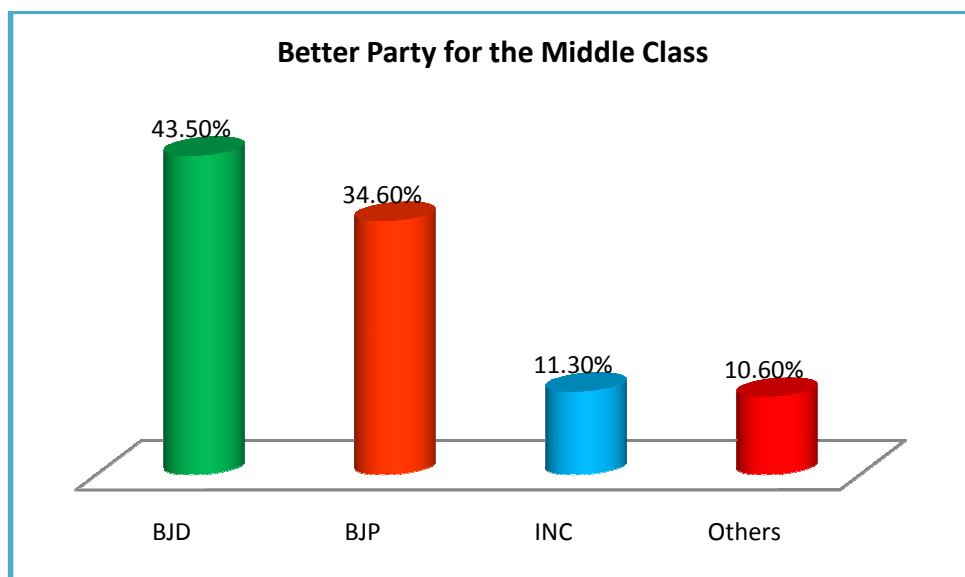
Q13). Which party is better for the Tribal people of Odisha?

Party	Percentage
BJD	52.80%
INC	21.60%
BJP	15.60%
Others	10.00%



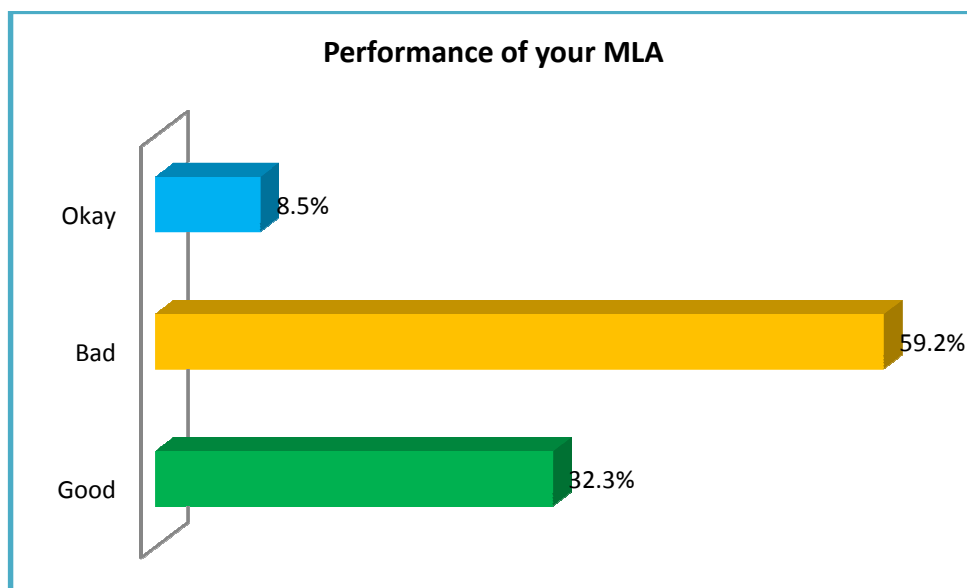
Q14). Which party is better for the Middle class of Odisha?

Party	Percentage
BJD	43.50%
BJP	34.60%
INC	11.30%
Others	10.60%




Q15). Rate the Performance of your MLA?

Particulars	Percentage
Good	32.3%
Bad	59.2%
Okay	8.5%



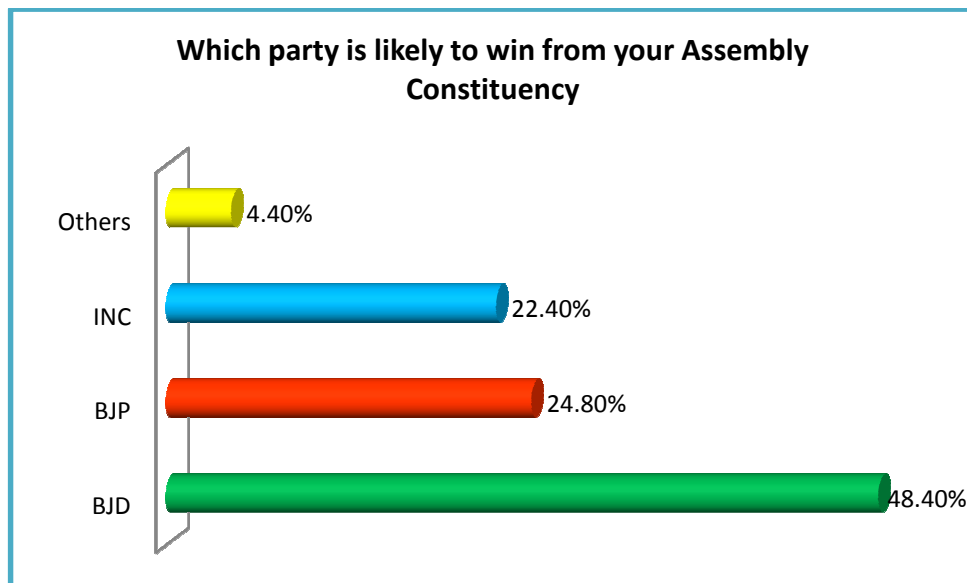
Q16). In your opinion, if elections were held today will your sitting MLA will Win or Lose?

Particulars	Percentage
Win	26.3%
Lose	55.8%
Can't Say	17.9%



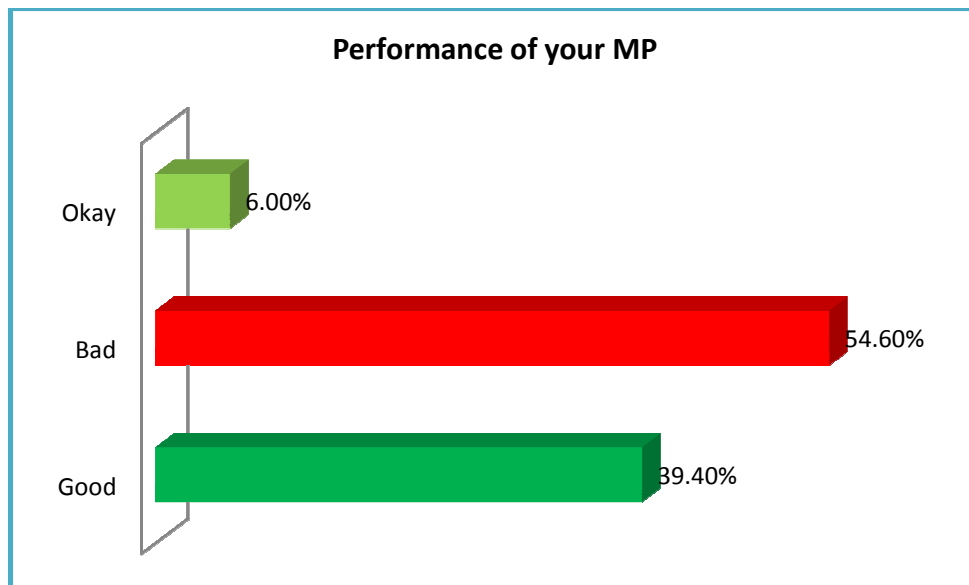
Q17). In Your opinion, which party is likely to win from your Assembly Constituency?

Party	Percentage
BJD	48.4%
BJP	24.8%
INC	22.4%
Others	4.4%



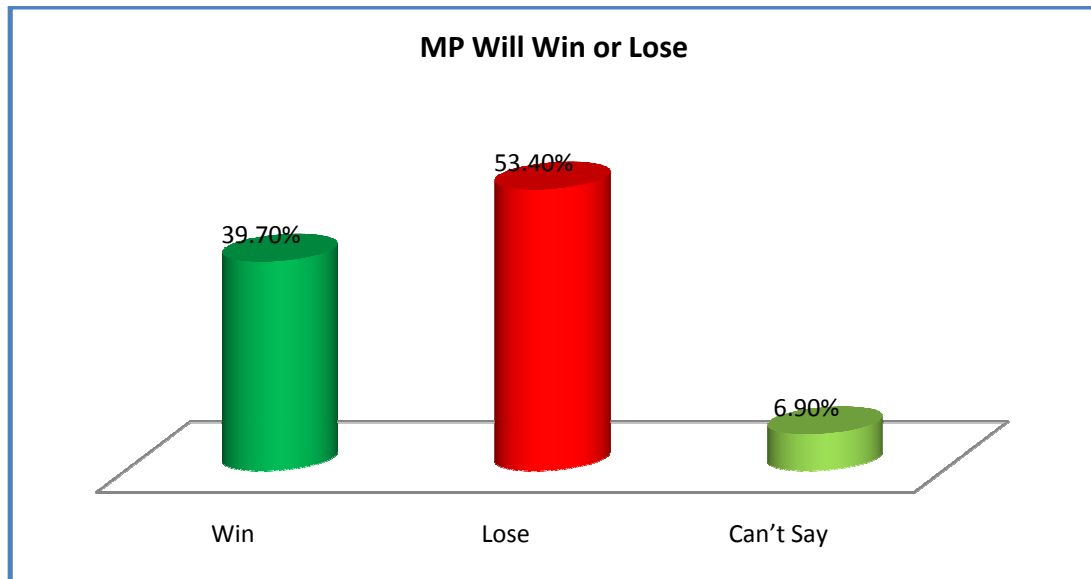
Q18). Rate the Performance of your MP?

Particulars	Percentage
Good	39.4%
Bad	54.6%
Okay	6.0%



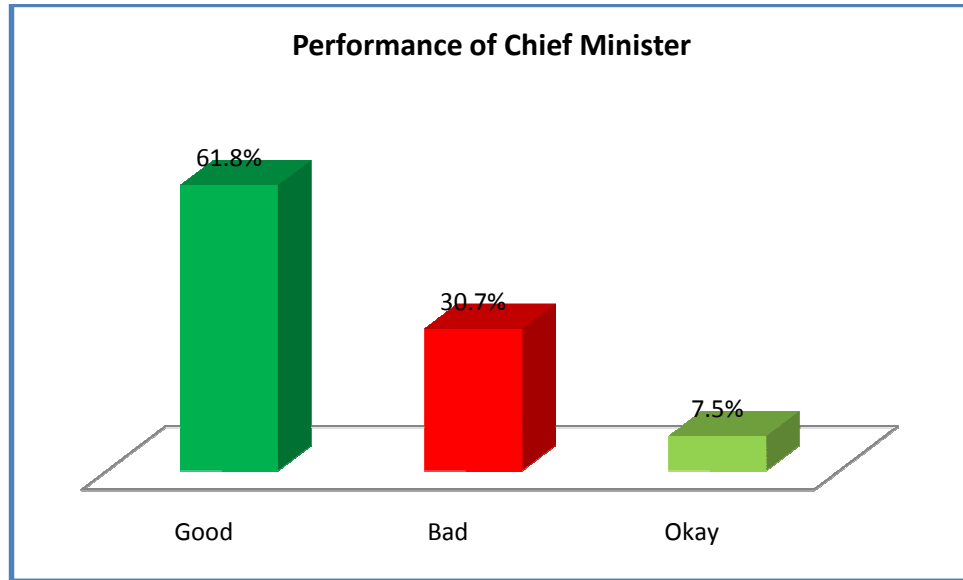
Q19). In your opinion, if elections held today will your sitting MP will Win or Lose?

Particulars	Percentage
Win	39.7%
Lose	53.4%
Can't Say	6.9%



Q20). Rate the performance of Chief Minister Sri Naveen Patnaik?

Good	Bad	Okay
61.5%	30.8%	7.7%



❖ **Gender-wise:**

Gender	Good	Bad	Okay
Male	54.0%	37.4%	8.6%
Female	72.8%	20.9%	6.4%

❖ **Age-wise:**

Age	Good	Bad	Okay
18-25 years	71.2%	14.1%	14.7%
26-35 years	60.1%	35.2%	4.7%
36-45 years	43.9%	56.1%	0.0%
46-60 years	56.4%	28.8%	14.8%
60 above	83.8%	14.7%	1.5%

❖ **Occupation-wise:**

Occupation	Good	Bad	Okay
Govt. Employee	76.7%	23.3%	0.0%
Daily wage Labour	71.9%	28.1%	0.0%
Pvt. Employee	32.0%	68.0%	0.0%
Farmer	49.6%	36.0%	14.4%
Business	42.0%	45.5%	12.6%
Unemployed	63.6%	25.6%	10.8%
House Wife	43.2%	37.5%	19.3%
Contract Employee	44.5%	40.5%	14.9%
Others	55.5%	30.9%	13.6%

❖ **Education-wise:**

Education Qualifications	Good	Bad	Okay
Below 10 th	67.8%	31.3%	0.9%
Above 10 th	45.0%	43.9%	11.1%
Degree	86.0%	0.0%	14.0%
PG	45.5%	36.4%	18.2%
Professional	46.7%	35.6%	17.8%
Uneducated	75.7%	18.8%	5.6%

❖ **Religion-wise:**

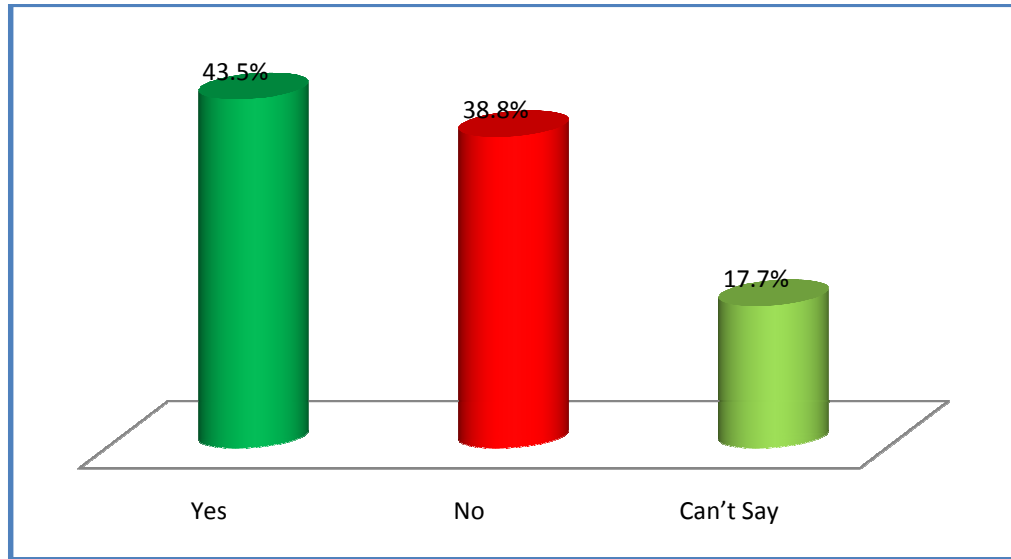
RELIGION	Good	Bad	Okay
Hindu	58.8%	32.8%	8.3%
Christian	66.7%	27.3%	6.1%
Muslim	96.0%	4.0%	0.0%
Others	62.5%	25.0%	12.5%

❖ **Caste-wise:**

Caste	Good	Bad	Okay
ST	71.7%	28.3%	0.0%
SC	45.8%	36.5%	17.7%
OBC	69.1%	23.5%	7.4%
General	14.3%	78.6%	7.1%
Minorities	57.1%	28.6%	14.3%

Q21). Do you think, the present BJD led Naveen Patnaik Govt. should be given another Chance?

Yes	No	Can't Say
43.5%	38.8%	17.7%



❖ **Gender-wise:**

Gender	Yes	No	Can't Say
Male	36.1%	45.5%	18.4%
Female	54.8%	28.6%	16.5%

❖ **Age-wise:**

Age	Yes	No	Can't Say
18-25 years	53.6%	21.2%	25.2%
26-35 years	42.3%	43.3%	14.4%
36-45 years	24.9%	64.9%	10.2%
46-60 years	37.8%	37.5%	24.7%
60 above	67.0%	22.1%	11.0%

❖ **Occupation-wise:**

Occupation	Yes	No	Can't Say
Govt. Employee	58.1%	31.7%	10.2%
Daily wage Labour	53.5%	36.3%	10.2%
Pvt. Employee	13.9%	75.9%	10.2%
Farmer	31.6%	44.6%	23.8%
Business	45.3%	35.4%	19.3%
Unemployed	46.1%	32.8%	21.1%
House Wife	36.0%	28.1%	35.8%
Contract Employee	34.8%	33.5%	31.7%
Others	28.5%	42.4%	29.2%

❖ **Education-wise:**

Education Qualifications	Yes	No	Can't Say
Below 10 th	49.6%	39.4%	10.9%
Above 10 th	27.1%	51.5%	21.4%
Degree	67.4%	8.1%	24.5%
PG	36.7%	28.1%	35.2%
Professional	28.4%	43.7%	28.0%
Uneducated	57.4%	27.4%	15.3%

❖ **Religion-wise:**

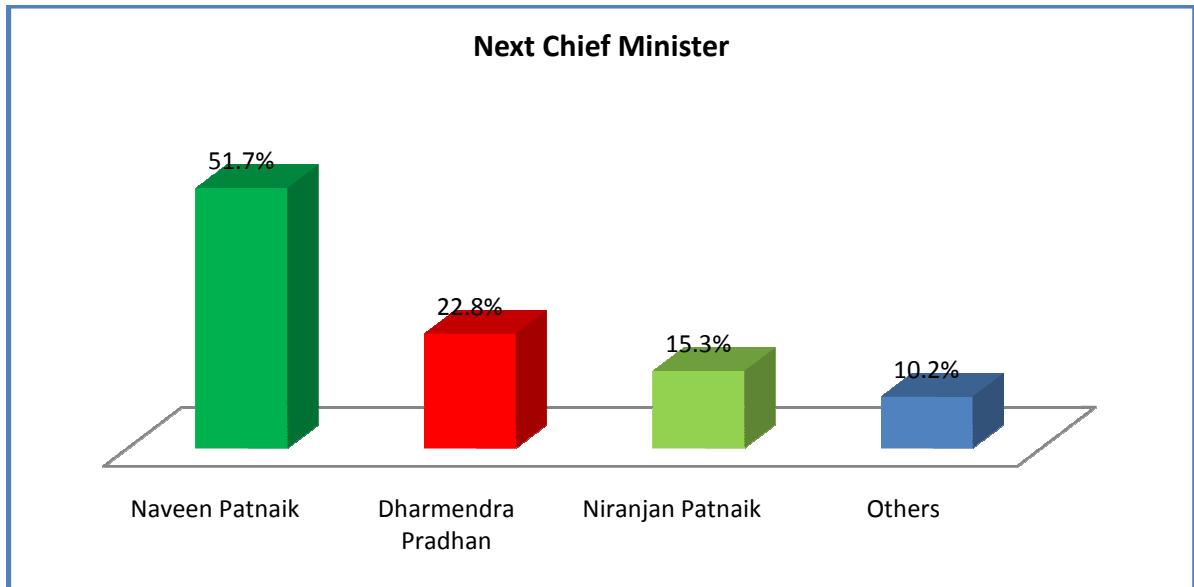
RELIGION	Yes	No	Can't Say
Hindu	40.9%	40.9%	18.2%
Christian	49.8%	34.5%	15.7%
Muslim	78.5%	11.3%	10.2%
Others	44.2%	33.1%	22.7%

❖ **Caste-wise:**

Caste	Yes	No	Can't Say
ST	53.8%	36.0%	10.2%
SC	27.2%	44.9%	27.8%
OBC	51.5%	31.7%	16.8%
General	2.9%	79.2%	17.9%
Minorities	31.7%	41.4%	26.9%

Q22). Whom would you prefer as next Chief Minister of Odisha?

Naveen Patnaik	Dharmendra Pradhan	Niranjan Patnaik	Others
51.7%	22.8%	15.3%	10.2%



❖ **Gender-wise:**

Gender	Naveen Patnaik	Dharmendra Pradhan	Niranjan Patnaik	Others
Male	50.9%	24.0%	15.1%	10.0%
Female	52.9%	20.9%	15.6%	10.6%

❖ **Age-wise:**

Age	Naveen Patnaik	Dharmendra Pradhan	Niranjan Patnaik	Others
18-25 years	55.9%	18.3%	13.2%	12.6%
26-35 years	54.9%	21.0%	14.9%	9.2%
36-45 years	43.4%	37.1%	13.7%	5.9%
46-60 years	44.3%	24.8%	20.5%	10.4%
60 above	54.4%	16.9%	12.5%	16.2%

❖ **Occupation-wise:**

Occupation	Naveen Patnaik	Dharmendra Pradhan	Niranjan Patnaik	Others
Govt. Employee	63.8%	20.2%	1.2%	14.7%
Daily wage Labour	41.6%	33.2%	16.1%	9.2%
Pvt. Employee	68.0%	18.4%	1.2%	12.4%
Farmer	51.1%	17.6%	23.1%	8.2%
Business	0.0%	50.0%	50.0%	0.0%
Unemployed	51.4%	22.7%	14.8%	11.0%
House Wife	71.4%	14.3%	0.0%	14.3%
Contract Employee	69.2%	23.1%	0.0%	7.7%
Others	63.4%	19.5%	0.0%	17.1%

❖ **Education-wise:**

Education Qualifications	Naveen Patnaik	Dharmendra Pradhan	Niranjan Patnaik	Others
Below 10 th	47.4%	23.8%	19.4%	9.4%
Above 10 th	51.8%	18.9%	17.6%	11.6%
Degree	52.0%	16.0%	14.0%	18.0%
PG	43.7%	20.2%	26.1%	10.1%
Professional	52.0%	46.0%	2.0%	0.0%
Uneducated	57.2%	25.2%	8.1%	9.5%

❖ **Religion-wise:**

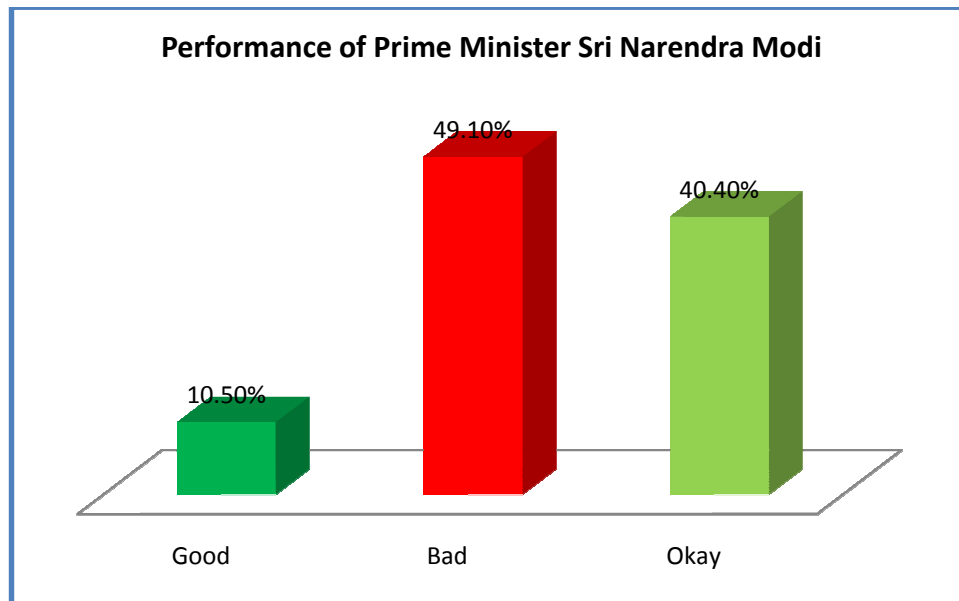
RELIGION	Naveen Patnaik	Dharmendra Pradhan	Niranjan Patnaik	Others
Hindu	50.8%	23.4%	16.4%	9.4%
Christian	57.1%	14.3%	10.2%	18.4%
Muslim	60.4%	20.8%	4.0%	14.9%
Others	50.0%	37.5%	11.5%	1.0%

❖ **Caste-wise:**

Caste	Naveen Patnaik	Dharmendra Pradhan	Niranjan Patnaik	Others
ST	55.9%	18.9%	13.0%	12.2%
SC	45.8%	29.3%	17.3%	7.6%
OBC	51.5%	20.7%	17.8%	10.0%
General	51.9%	26.2%	10.0%	11.9%
Minorities	42.9%	14.3%	14.3%	28.6%

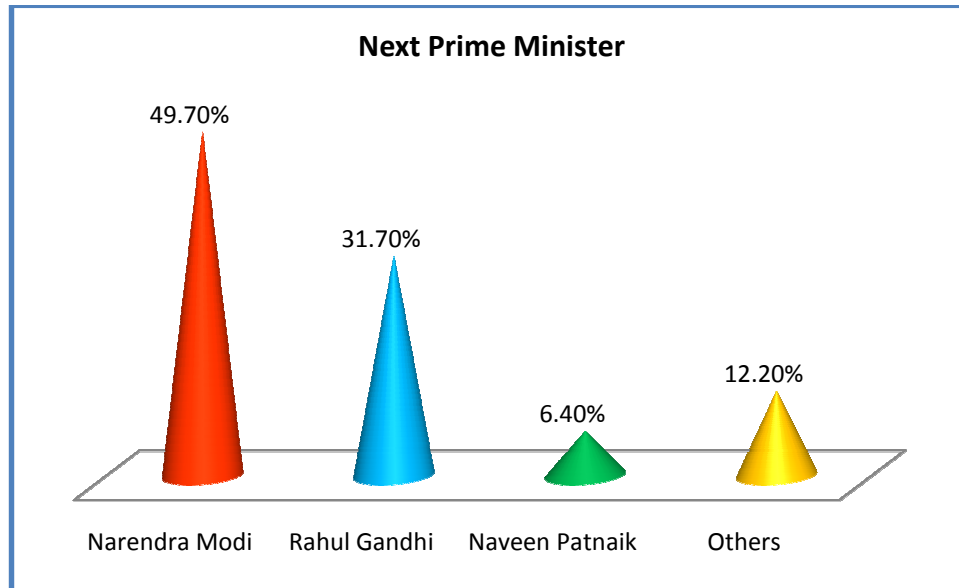
Q23). Rate the performance of Prime Minister Sri Narendra Modi?

Particulars	Percentage
Good	10.50%
Bad	49.10%
Okay	40.40%



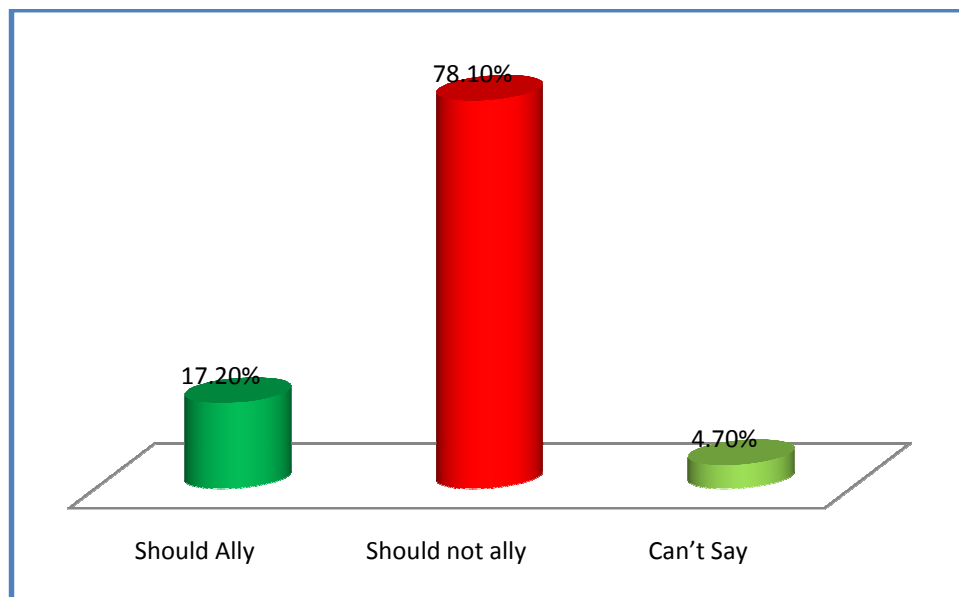
Q24). Whom do you prefer as next Prime Minister of India?

Prime Minister	Percentage
Narendra Modi	49.70%
Rahul Gandhi	31.70%
Naveen Patnaik	6.40%
Others	12.20%



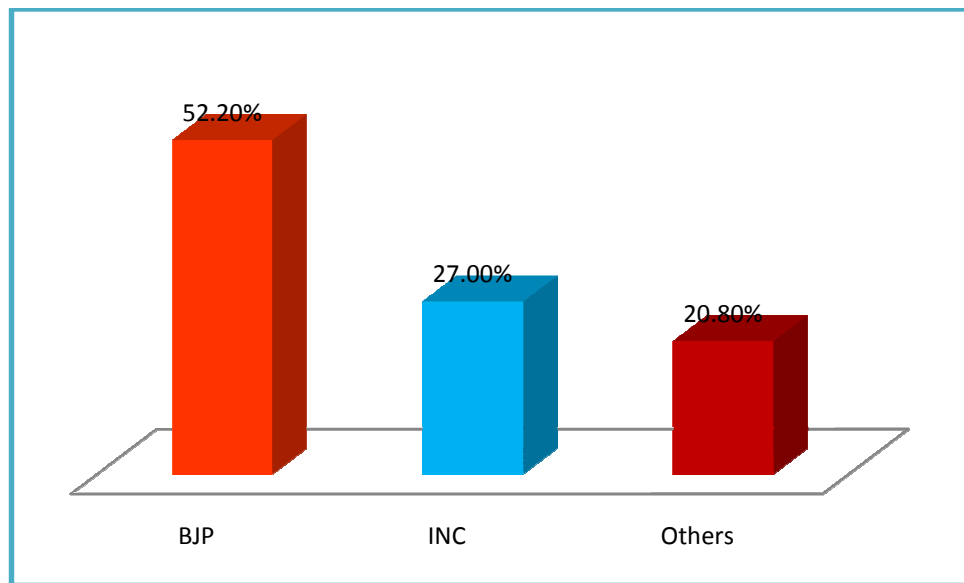
Q25). In ensuing Assembly elections, should the BJD forge an alliance with any political party?

Particulars	Percentage
Should Ally	17.2%
Should not ally	78.1%
Can't Say	4.7%



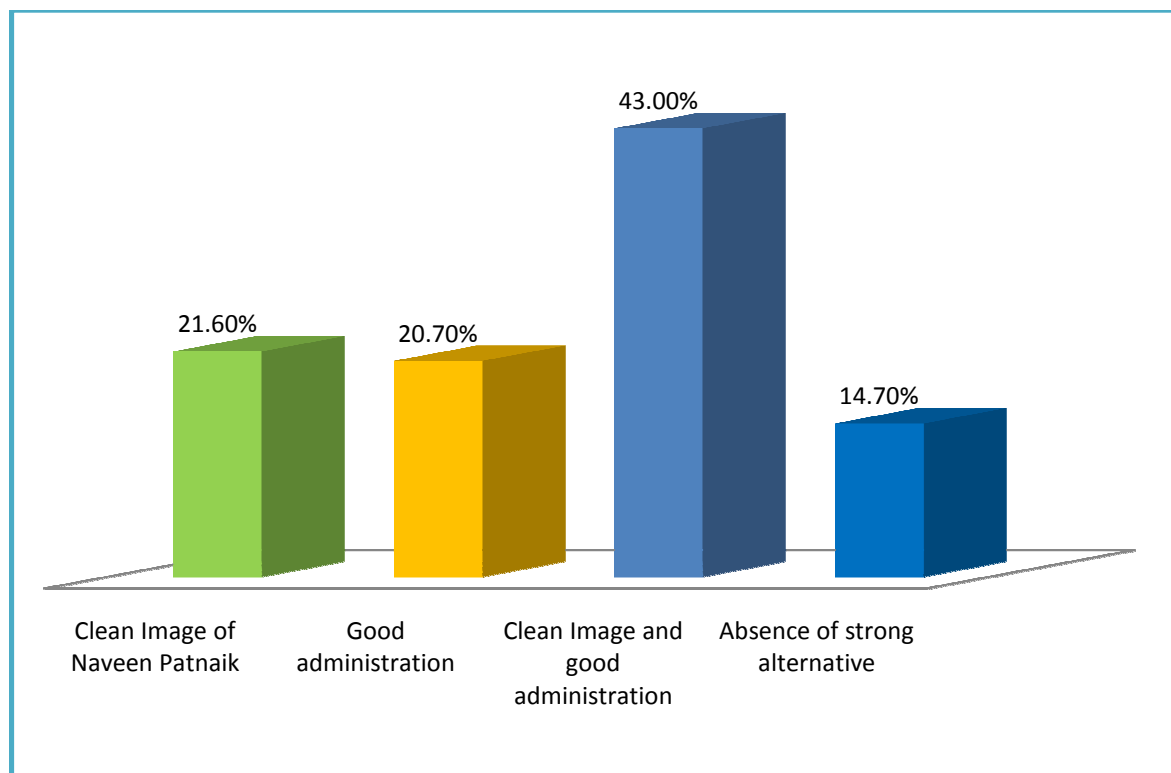
Q26). If Yes, with which political party, should the BJD ally with in the ensuing elections?

Party	Percentage
BJP	52.2%
INC	27.0%
Others	20.8%



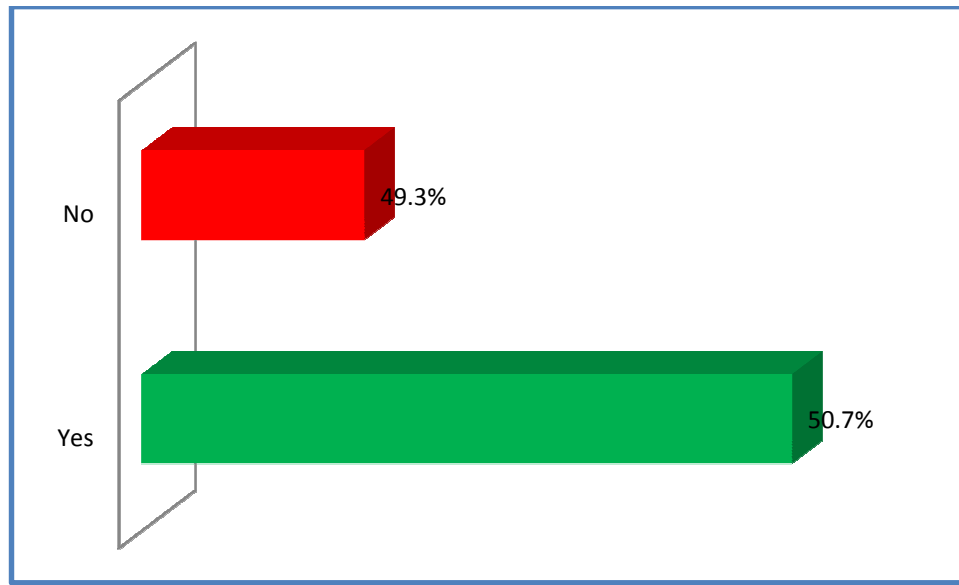
Q27). Naveen Patnaik has been the Chief Minister of Odisha for four successful terms. Some people are of the opinion that he has been chosen repeatedly for his clean image, others say that he has been re-elected repeatedly because he has provided good administration and some other believe that he has been elected repeatedly because of the absence of a credible alternative in the state.

Particulars	Percentage
Clean Image of Naveen Patnaik	21.6%
Good administration	20.7%
Clean Image and good administration	43.0%
Absence of strong alternative	14.7%



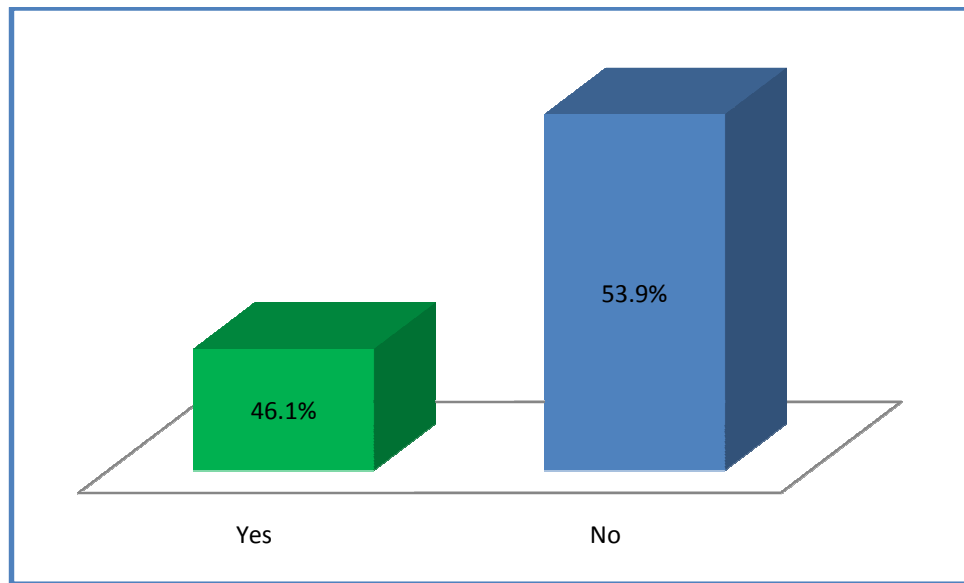
Q28). Have you heard about Ujjwala Yojana?

Particulars	Percentage
Yes	50.7%
No	49.3%



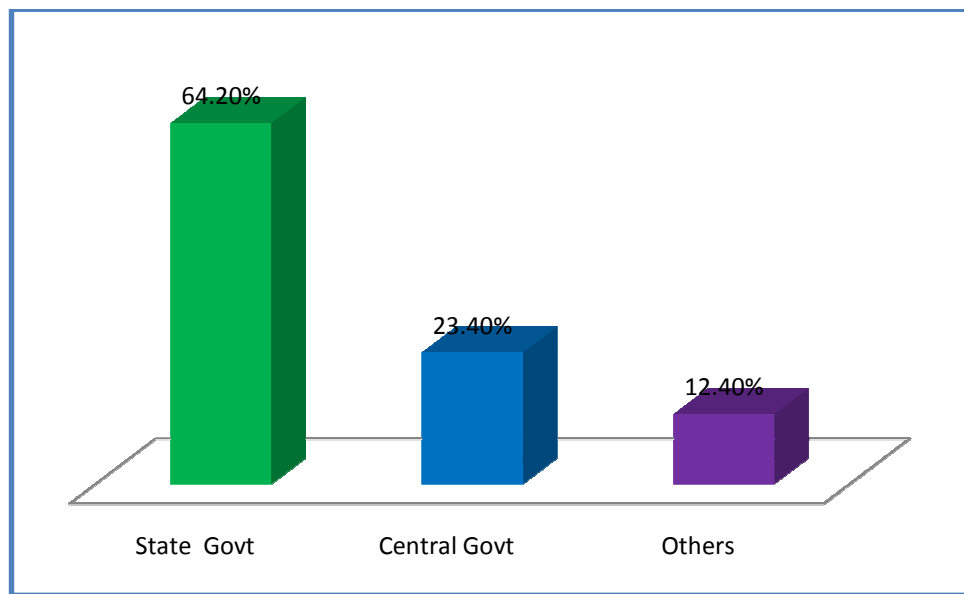
Q29). If yes, did you or your family members avail the scheme?

Particulars	Percentage
Yes	46.1%
No	53.9%



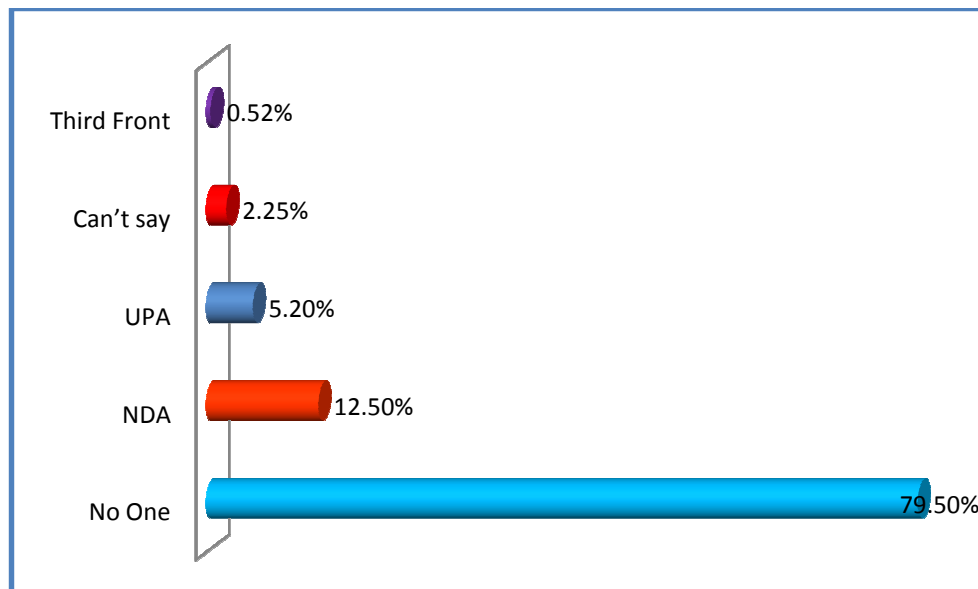
Q30). In your opinion, who is providing Ujjwala scheme?

Particulars	Percentage
State Govt	64.2%
Central Govt	23.4%
Others	12.4%



Q31). If no party or alliance gets a majority in ensuing Lok Sabha Elections, then who should the BJD support at the Centre – BJP-led NDA, Congress-led UPA, Third Front or Federal Front?

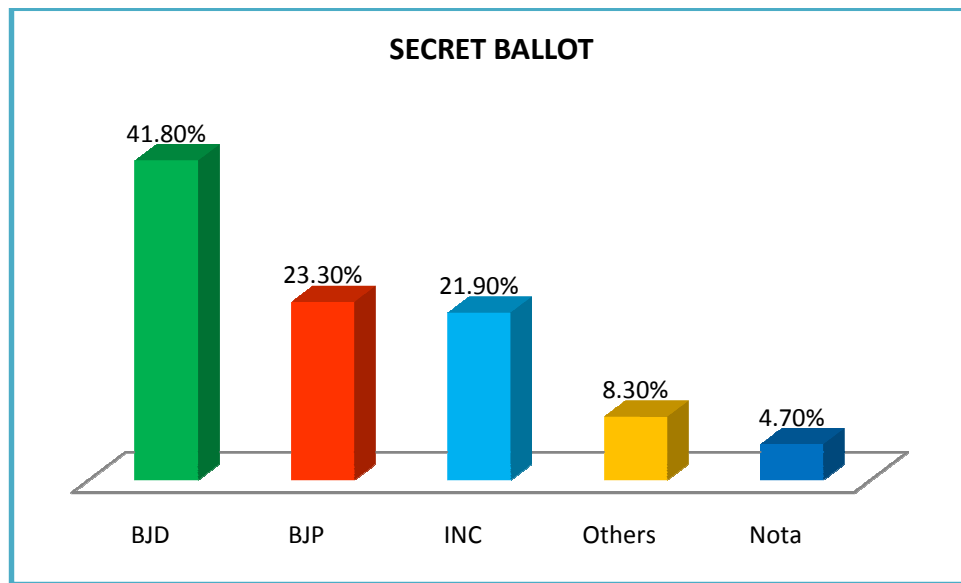
Particulars	Percentage
No One	79.50%
NDA	12.50%
UPA	5.20%
Can't say	2.25%
Third Front	0.52%



SECRET BALLOT SURVEY FINDINGS

Q32). Which Party would you vote for in the ensuing Assembly Election? (Secret Ballot)

BJD	BJP	INC	Others	Nota
41.8%	23.3%	21.9%	8.3%	4.7%



❖ **Gender-wise:**

Gender	BJD	BJP	INC	Others	Nota
Male	43.0%	22.4%	22.1%	8.2%	4.2%
Female	39.9%	24.7%	21.6%	8.5%	5.3%

❖ **Age-wise:**

Age	BJD	BJP	INC	Others	Nota
18-25 years	48.4%	20.5%	20.7%	7.6%	2.7%
26-35 years	41.3%	23.9%	22.8%	8.0%	4.2%
36-45 years	35.2%	23.3%	24.0%	8.9%	8.6%
46-60 years	38.3%	26.0%	20.0%	9.8%	5.8%
60 above	47.2%	19.8%	21.6%	7.8%	3.6%

❖ **Occupation-wise:**

Occupation	BJD	BJP	INC	Others	Nota
Govt. Employee	46.9%	21.9%	19.0%	9.3%	3.0%
Daily wage Labour	29.2%	38.3%	20.0%	8.4%	4.0%
Pvt. Employee	34.8%	26.0%	28.1%	7.4%	3.8%
Farmer	45.0%	18.9%	23.3%	7.7%	5.1%
Business	30.0%	0.0%	63.0%	6.0%	1.0%
Unemployed	46.8%	17.4%	21.5%	8.9%	5.4%
House Wife	24.4%	11.1%	46.3%	17.1%	1.0%
Contract Employee	49.2%	23.1%	13.0%	6.0%	8.7%
Others	50.7%	19.5%	17.9%	8.4%	3.4%

❖ **Education-wise:**

Education Qualifications	BJD	BJP	INC	Others	Nota
Below 10th	43.4%	19.8%	22.1%	8.8%	6.0%
Above 10th	45.3%	21.0%	21.2%	8.6%	3.9%
Degree	44.3%	19.0%	24.9%	8.4%	3.4%
PG	43.5%	23.1%	24.5%	6.0%	2.9%
Professional	30.0%	50.0%	13.0%	6.0%	1.0%
Uneducated	37.7%	28.2%	21.5%	8.2%	4.4%

❖ **Religion-wise:**

Caste	BJD	BJP	INC	Others	Nota
Hindu	41.6%	23.9%	21.8%	8.0%	4.6%
Christian	42.4%	15.1%	24.8%	10.3%	7.5%
Muslim	45.3%	21.4%	20.1%	10.0%	3.0%
Others	30.0%	37.5%	25.5%	6.0%	1.0%

❖ **Caste-wise:**

Caste	BJD	BJP	INC	Others	Nota
ST	44.5%	21.2%	21.5%	7.7%	5.1%
SC	37.8%	25.8%	23.4%	9.1%	3.7%
OBC	44.0%	22.8%	20.7%	8.2%	4.4%
General	25.7%	31.4%	24.4%	8.9%	9.6%
Minorities	30.0%	16.7%	13.0%	22.7%	17.7%

VOTE SHIFT

PARTY	APR-14	PRESENT	SHIFT
BJD	43.4%	41.8%	-1.6%
BJP	18.0%	23.3%	+5.3%
INC	25.7%	21.9%	-3.8%
Others	11.6%	8.3%	-3.3%
Nota	1.3%	4.7%	+3.4%



PEOPLES PULSE

an ear to the ground

Flat No.402, Surabhi Complex, Opp. Lotus Hospital,
Lakdikapool, Khairathabad, Hyderabad - 500004.
peoplespulse.hyd@gmail.com