



## The other half of the India story



# PEOPLE'S PULSE

*an ear to the ground*

**TELANGANA**  
**EXIT POLL – 2023**  
**(30<sup>th</sup> November – 2023)**

## SAMPLE PROFILE:

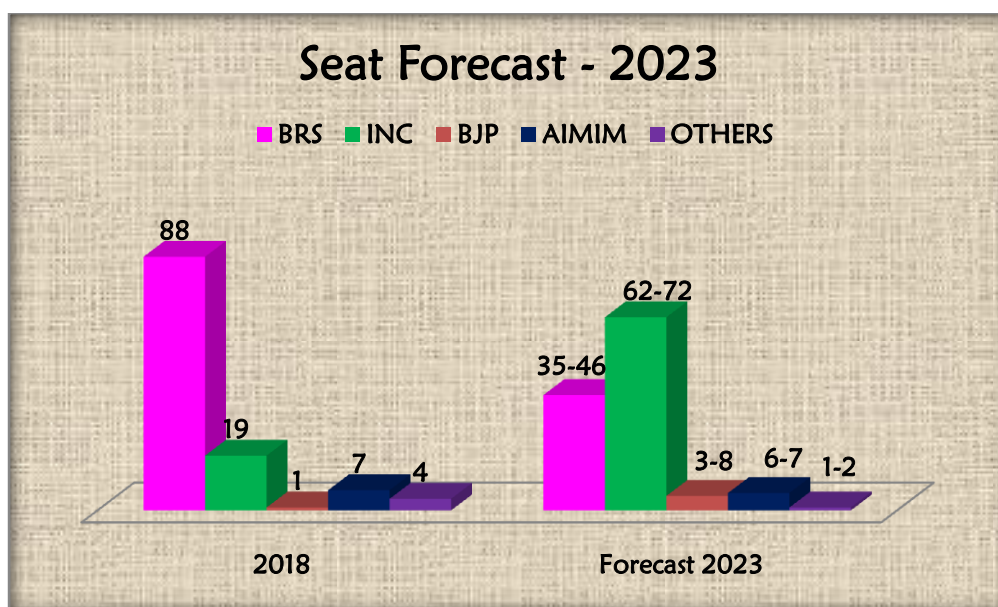
Total Sample – 5000

GENDER	AGE
Male - 54.5%	18-25 years -16.7%
Female - 45.5%	26-35 years -25.4%
	36-45 years -22.7%
	46-60 years -24.6%
	60 & Above - 10.7%
EDUCATION	Occupation
Below 10 <sup>th</sup> -15.8%	Govt. Employee - 3.5%
Above 10 <sup>th</sup> -27.1%	Daily wage Labour - 31.3%
Degree - 26.0%	Pvt. Employee - 18.7%
P.G - 8.4%	Farmer - 25.2%
Professional - 2.6%	Business - 16.0%
Uneducated - 20.1%	Others - 5.3%
CASTE	
SC - 19.0%	
ST - 9.0%	
OBC - 46.0%	
OC - 15.0%	
Muslims & Minorities- 11.0%	

## FINDINGS

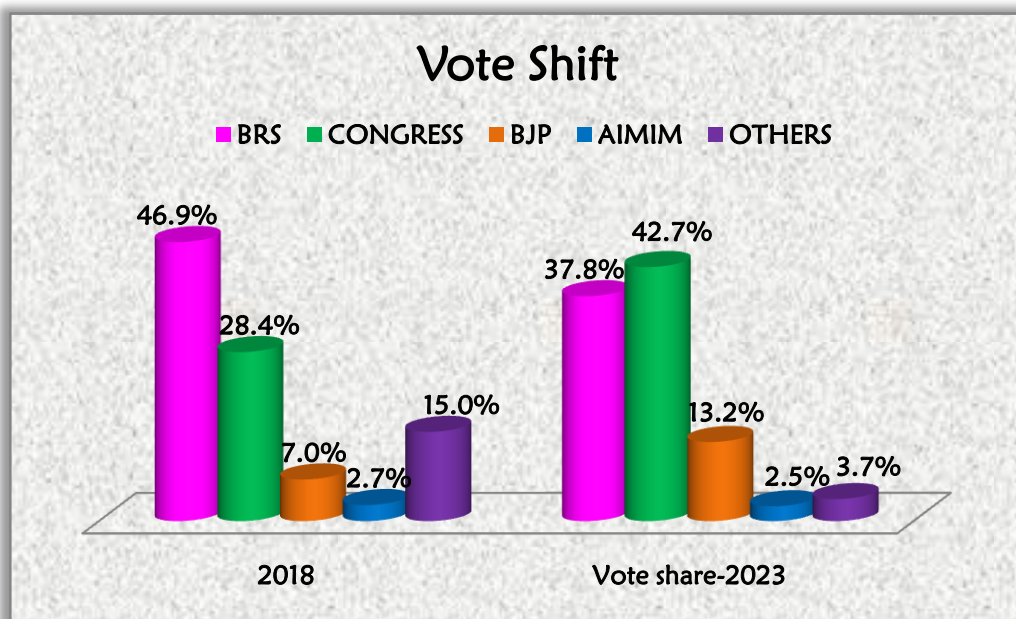
### Seat Forecast – Vidhan Sabha 2023

Parties	2018	Forecast 2023
BRS	88	35-46
INC	19	62-72
BJP	1	3-8
AIMIM	7	6-7
OTHERS	4	1-2



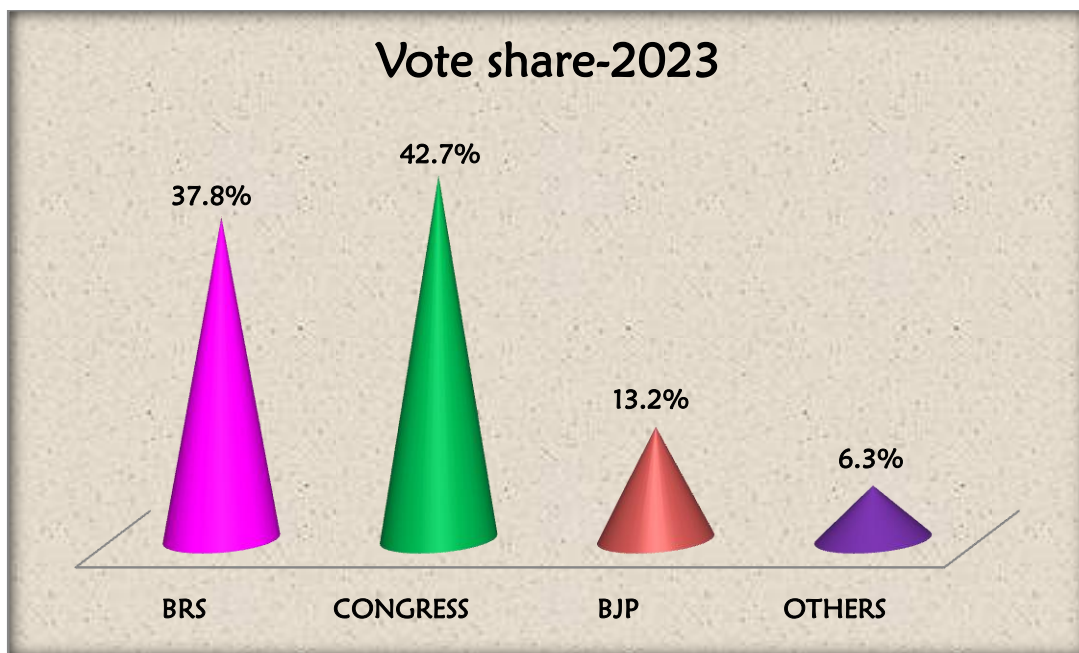
## Vote Share Projection - 2023

Parties	2018	Vote share-2023	Vote share Range
<b>BRS</b>	46.9%	37.8%	36.5 to 39.5
<b>CONGRESS</b>	28.4%	42.7%	41.5 to 44.5
<b>BJP</b>	7.0%	13.2%	10.5 to 13.5
<b>AIMIM</b>	2.7%	2.5%	0.5 to 2.5
<b>OTHERS</b>	15.0%	3.8%	-



## Vote Shift

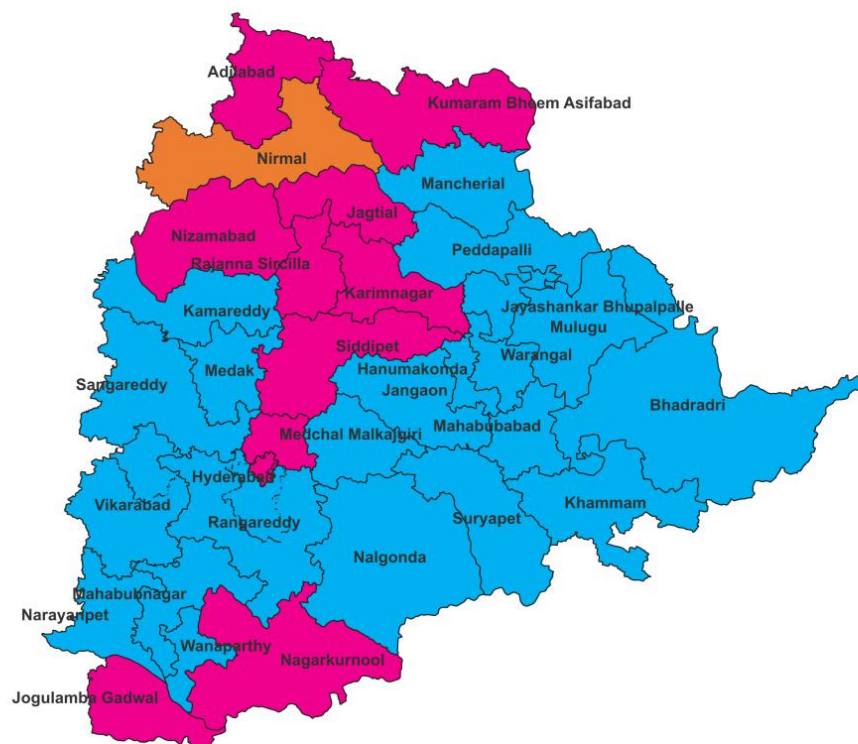
PARTY	2018	2023	SHIFT
<b>BRS</b>	46.9%	37.8%	- 9.1
<b>CONGRESS</b>	28.4%	42.7%	+14.3
<b>BJP</b>	7.0%	13.2%	+6.2
<b>OTHERS</b>	17.7%	6.3%	-11.4



## District Vote Share over all Summary

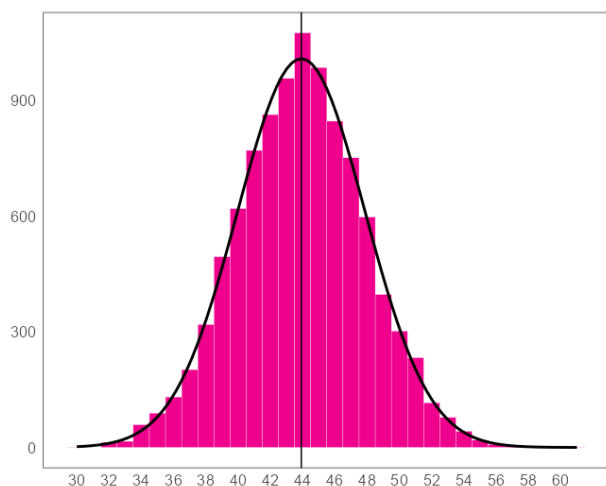
Party	Winning Count
BRS	11
INC	21
BJP	1
AIMIM	0
Others	0

## District Vote Share Winner Heat Map

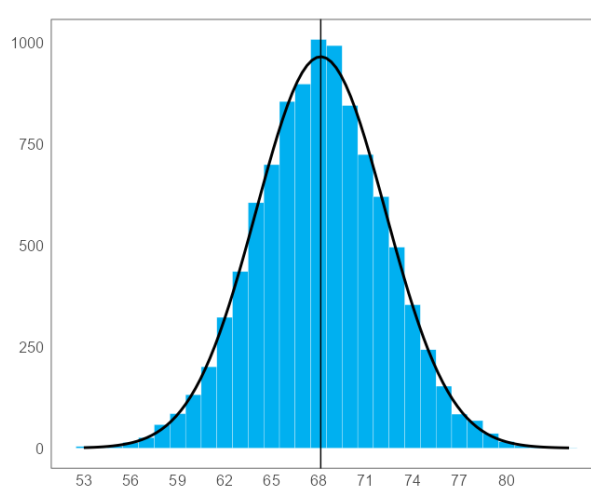




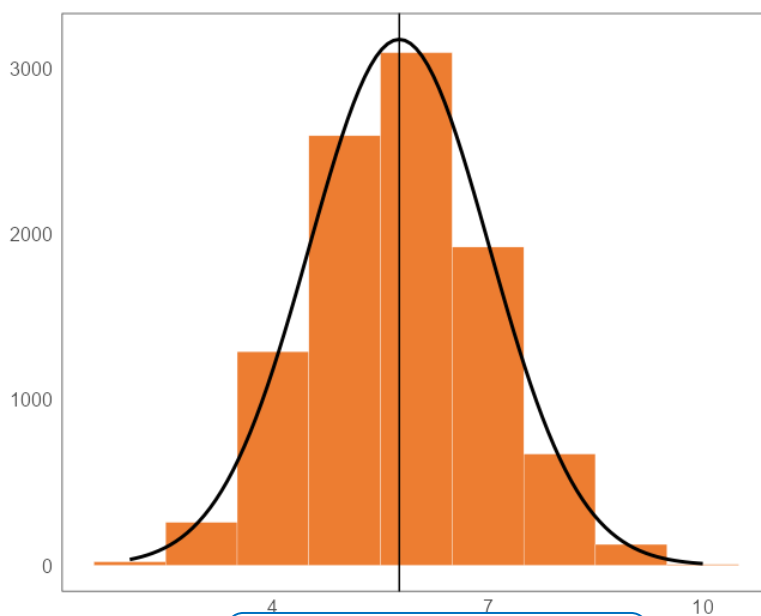
## Assembly Level Analysis: Probability Distribution



For 95% Confidence Level.  
**BRS Range is 35 to 55**



For 95% Confidence Level.  
**INC Range is 55 to 80**



For 95% Confidence Level.  
**BJP Range is 1 to 6 seats**





# PEOPLES PULSE

*an ear to the ground*

Flat No.402, Surabhi Complex, Opp. Lotus Hospital,  
Lakdikapool, Khairathabad, Hyderabad - 500004.  
[peoplespulse.hyd@gmail.com](mailto:peoplespulse.hyd@gmail.com)

