

TELANGANA MLA's Performance Report - 2025



**SOUTH
FIRST**
The other half of the India story


PEOPLES PULSE
an ear to the ground

**SOUTH
FIRST**

The other half of the India story



PEOPLES PULSE
an ear to the ground

TELANGANA MLA's PERFORMANCE

(28th MARCH TO 3rd APRIL - 2025)

Flat No.402, Surabhi Complex, Opp.Lotus Hospital, Lakdikapool, Hyderabad- 500004,

Email: peoplespulse.hyd@gmail.com

EXECUTIVE SUMMARY

SEVERAL MLAs FAIL PERFORMANCE TEST: ONLY TWO MINISTERS IN THE TOP TEN PERFORMERS; PEOPLES PULSE-SOUTH FIRST SURVEY

Cutting across party lines, people found that the performance of more than two-thirds of the sitting legislators of Telangana is either bad or just about Average or Okay.

Of the 118 MLAs, only 24 have been rated as Good while only two from the ruling Congress, both of them ministers, figured in the list of top 10 performers. The survey revealed that the performance of 36 MLAs is BAD while 58 MLAs have been rated as average or okay.

Peoples Pulse-South First conducted the survey from March 28 to April 3 across 118 assembly constituencies (**excluding Kodangal represented by Chief Minister R Revanth Reddy**). In each assembly constituency, 450 to 500 samples were collected through Computerized Assisted Telephonic Interviews (CATI) / IVRS.

In this survey, equal priority was given to men and women. This survey was conducted only on the aspect of how the MLA's performance has been, and not on who will win or lose in those constituencies.

In a survey jointly conducted by the Peoples Pulse, an established research agency and South First, a leading digital platform, on the performance of MLAs in Telangana over the last 15 months, Siddipet MLA from BRS and former minister T. Harish Rao stood in the first position, while Sangareddy MLA from BRS, Chinta Prabhakar, stood in the 118th position.

Among those figuring in the top 10 from all parties, five belong to BRS, two to the ruling Congress party, BJP (2) and one to the AIMIM.

Harish Rao from BRS is in the first position, and Kamareddy MLA from BJP, Venkata Ramana Reddy, is in the 10th position. Manthani MLA and Minister Sridhar Babu is in the 3rd position, while Huzurnagar MLA and Minister Uttam Kumar Reddy placed 9th.

Former Chief Minister and opposition leader KCR in the 2nd position, working president and Siricilla MLA KTR (7th), Former Minister and Balkonda MLA Vemula Prashanth Reddy (5th) while Jangaon MLA Palla Rajeshwar Reddy is in the 6th position.

Adilabad MLA from BJP Payal Shankar is in the 8th position, and AIMIM floor leader and Chandrayangutta MLA Akbaruddin Owaisi is in the 4th place.

Among the ruling Congress MLAs, the survey revealed that the performance of seven MLAs is good, 20 MLAs is bad, and the performance of 37 MLAs is Okay.

In respect of MLAs belonging to the main opposition BRS party, 12 MLAs are rated as good, the performance of 13 MLAs Bad, and that of 13 MLAs is Okay. As for the BJP (8), the performance of three MLAs is good, one MLA is bad, and the performance of four MLAs is okay. Among the seven AIMIM MLAs, two are rated as good, two as bad while the performance of three MLAs is okay. It was found in the survey that the performance of the lone MLA belonging to CPI is okay.

From those representing the BC social category, four belong to the ruling party, three belong to the main opposition BRS, and three belong to BJP in the top 10 list. Adilabad MLA from BJP Payal Shankar is in the first position in this category.

Likewise, BC Welfare department Minister and Husnabad MLA Ponnam Prabhakar is in the 3rd position in the BC category, while Government Chief Whip and Alair MLA Beerla Ilaiah are in the 6th position. Government Whip and Vemulawada MLA Aadi Srinivas is placed 8th, and Makthal MLA Vakiti Srihari in the 9th position.

Others in this list include former Minister and Karimnagar MLA Gangula Kamalakar (4th), former Minister and Sanathnagar MLA Srinivas Yadav (5th), and former Deputy Speaker and Secunderabad MLA T. Padma Rao (7th). From BJP, Goshamahal MLA Raja Singh is in the 2nd position, and Mudhol MLA Rama Rao Pawar is in the 10th position.

In the SC social category, Deputy Chief Minister and Madhira MLA Mallu Bhatti Vikramarka is in the first position. Choppadandi MLA Medipalli Satyam is in the 2nd position, Government Whip and Dharmapuri MLA Adluri Laxman Kumar (3rd), Achampet MLA Vamshi Krishna (4th), Nakirekal MLA Vemula Veeresham (5th), State Minister and Andole MLA Damodar Rajanarsimha (6th), Warthannapet MLA Nagaraj (7th), Chennur MLA Gaddam Vivekanand (8th), Station Ghanpur MLA Kadiyam Srihari ((9th) and Jukkal MLA Laxmikanth Rao is in the 10th position.

Regarding the ST social category, Minister and Mulugu MLA Seethakka is in the first position and Illendu MLA Koram Kanakaiah is in the 2nd position. Pinapaka MLA Payam Venkateshwarlu is placed in the 3rd position, Boath MLA Anil Jadhav (4th), Wyra MLA Ramdas Maloth (5th), Bhadrachalam MLA Tellam Venkata Rao (6th), Devarakonda MLA Balu Naik Nenavath (7th), Asifabad MLA Kova Laxmi (8th), Dornakal MLA Ramachandra Naik (9th) and Khanapur MLA Vedma Bojju is in the 10th position.

Among the top women MLAs, former Minister and Maheshwaram MLA Sabitha Indra Reddy of BRS is in the first position. Minister and Mulugu MLA Seethakka is in the second position. Another woman Minister, Warangal East MLA Konda Surekha, is in the 7th position.

The top 10 list includes Kodad MLA Padmavathi Reddy (4th), Narayanpet MLA Chittam Parnika Reddy (5th), Sathupalli MLA Ragamayi (8th), and Palakurthi MLA Mamidala Yashaswini is in the 9th position, former Minister and Narsapur MLA Sunitha Laxma Reddy (3rd), and Asifabad MLA Kova Laxmi is in the 6th position.

If one considers only Congress MLAs, at the No 1 slot in the Top 10 list is Minister and Manthani MLA Sridhar Babu. Medak MLA Mynampalli Rohit stood in the 10th position. Minister and Huzurabad MLA Uttam Kumar Reddy is in the 2nd position, Deputy Chief Minister Mallu Bhatti Vikramarka (3rd), Minister and Nalgonda MLA Komatireddy Venkat Reddy (4th), Minister and Mulugu MLA Seethakka (5th), Peddapalli MLA Vijaya Ramana Rao (6th), Minister and Husnabad MLA Ponnam Prabhakar (7th), Minister and Khammam MLA Tummala Nageswara Rao (8th), former Minister and Bodhan MLA Sudarshan Reddy (9th).

Among BRS MLAs, in the top 10, former Minister and Siddipet MLA T. Harish Rao is in the first position, while former Minister and Narsapur MLA Sunitha Laxma Reddy stood in the 10th position. Former Chief Minister KCR is 2nd, former Minister and Balkonda MLA Prashanth Reddy (3rd), Janagaon MLA Palla Rajeshwar Reddy (4th), former Minister and Siricilla MLA KTR (5th), Korutla MLA Kalvakuntla Sanjay (6th), former Minister and Maheshwaram MLA Sabitha Indra Reddy (7th), Kukatpally MLA Madhavaram Krishna Rao (8th) and LB Nagar MLA Sudhir Reddy is in the 9th position.

Among the 8 MLAs belonging to BJP, Adilabad MLA Payal Shankar is in the first position, and Sirpur MLA Palvai Harish Babu is in the 8th position. Kamareddy MLA Venkata Ramana Reddy is 2nd, Goshamahal MLA Raja Singh (3rd), Mudhol MLA Rama Rao Pawar (4th), Armour MLA Rakesh Reddy (5th), Nirmal MLA Maheshwar Reddy (6th) and Nizamabad Urban MLA Dhanapal Suryanarayana is in the 7th position.

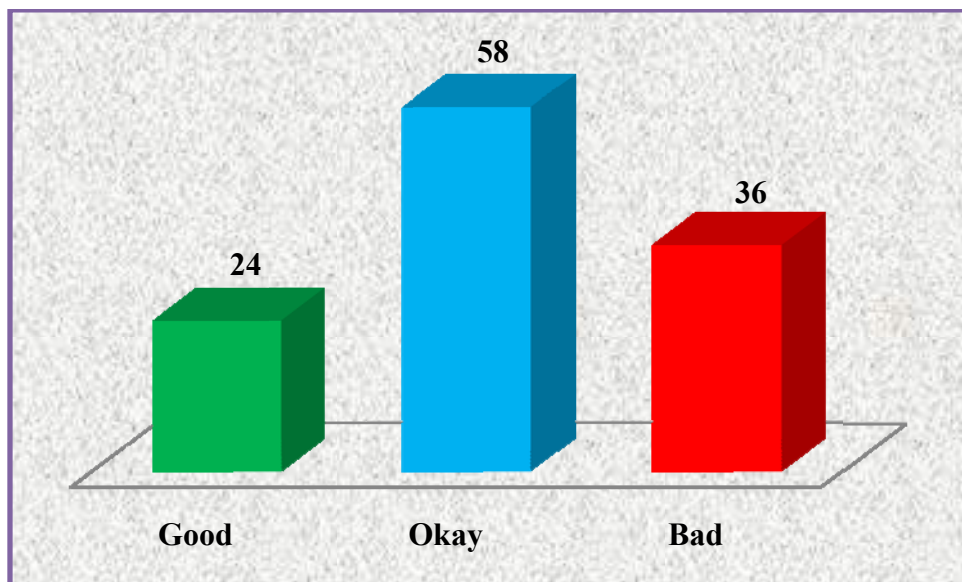
Among the 7 MLAs belonging to AIMIM, Chandrayangutta MLA Akbaruddin Owaisi is in the first position, and Yakutpura MLA Jafar Hussain stood in the 7th position. Malakpet MLA Ahmed Bin Abdullah Balala is 2nd, Charminar MLA Mir Zulfiqar Ali is (3rd), Nampally MLA Majeed Hussain (4th), Karwan MLA Kausar Mohiuddin (5th) and Bahadurpura MLA Mohammed Mubeen is in the 6th position.



RATE THE PERFORMANCE OF YOUR MLA?

Overall MLA Performance

MLA Performance	Overall
Good	24
Okay	58
Bad	36



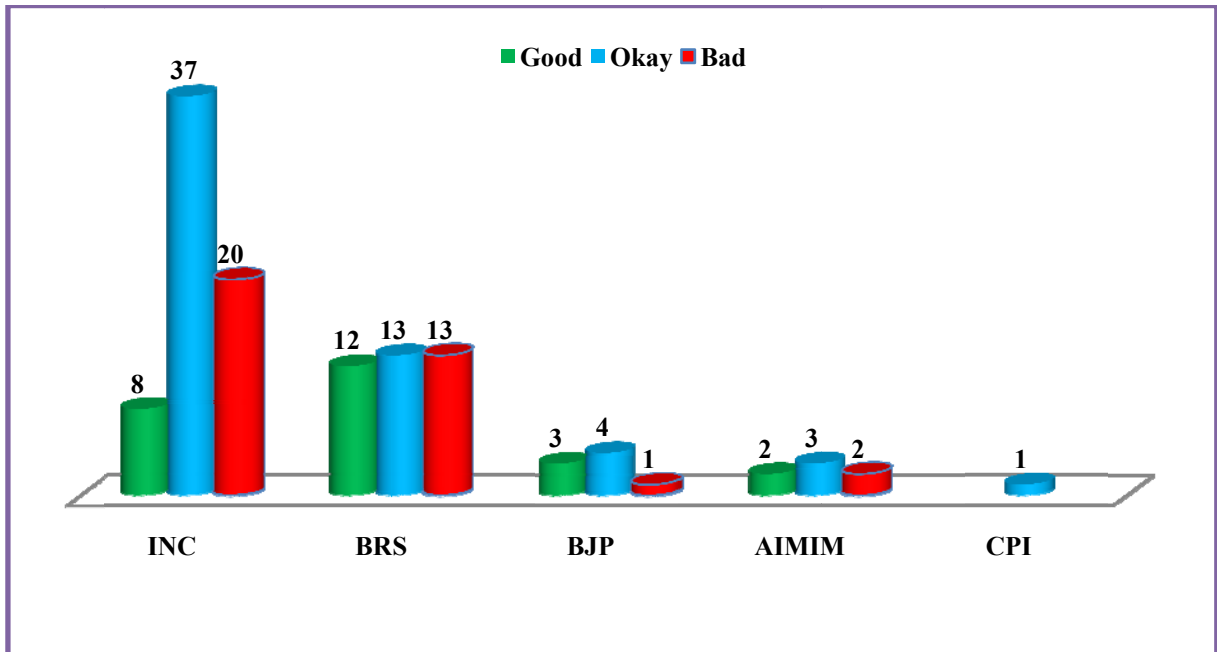
Note:

Ranking Based on below Parameters:

GOOD $\geq +0.01$; **OKAY** ; Between 0.00 to -10% ; **BAD** $\leq (-10\%)$

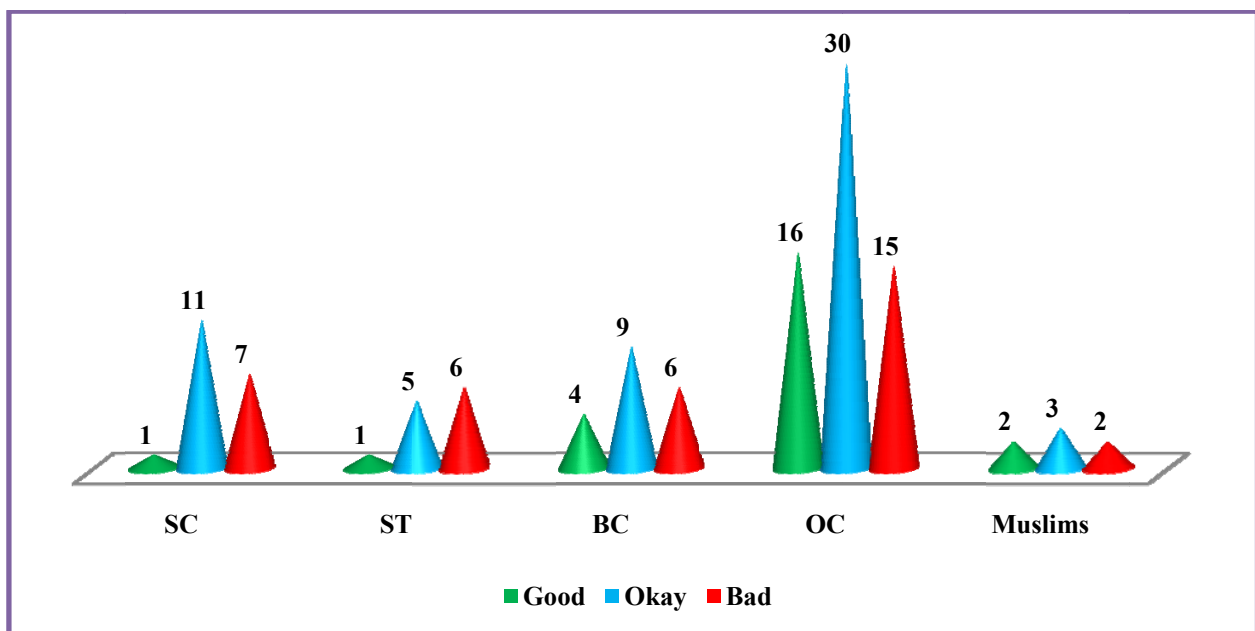
Overall MLA Performance Party Wise

Party Name	Good	Okay	Bad	Grand Total
Indian National Congress	7	37	20	64
Bharat Rashtra Samithi	12	13	13	38
Bharatiya Janta Party	3	4	1	8
All India Majlis-E-Ittehadul Muslimeen	2	3	2	7
Communist Party Of India		1		1
Grand Total	24	58	36	118



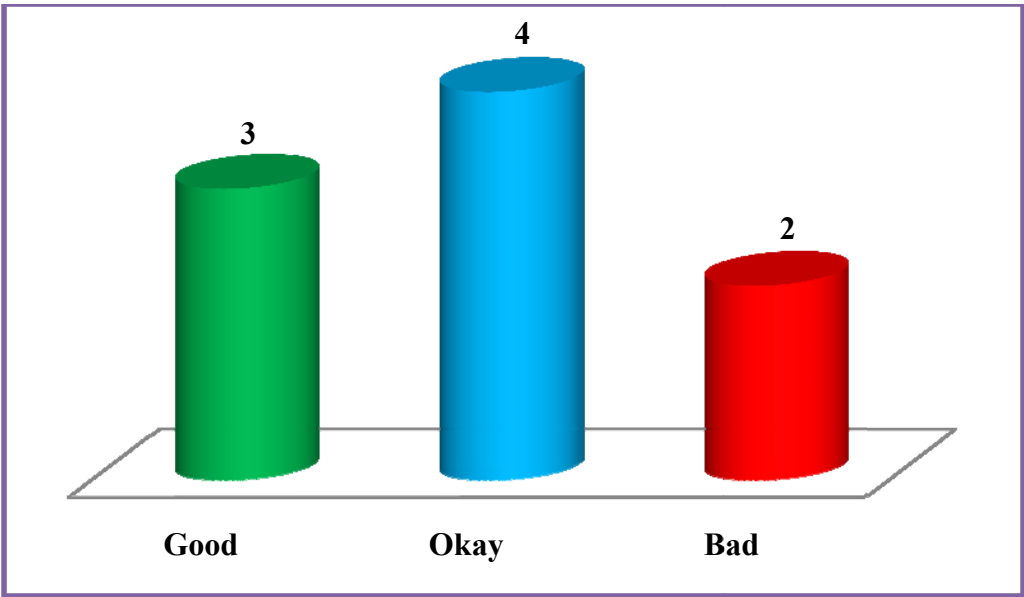
Overall Community wise MLA'S Performance

Caste	Good	Okay	Bad	Grand Total
SC	1	11	7	19
ST	1	5	6	12
BC	4	9	6	19
OC	16	30	15	61
Muslim	2	3	2	7
Grand Total	24	58	25	118



Overall Women MLA's Performance

Good	Okay	Bad	Grand Total
3	4	2	9



Overall Top 10 MLA's

S NO	ASSEMBLY SEGMENT	MLA Name	GOOD	BAD	OKAY	Can't Say
1	Siddipet	Thanneeru Harish Rao	55.6%	24.4%	18.5%	1.5%
2	Gajwel	Kalvakuntla Chandrashekar Rao	49.0%	39.3%	8.9%	2.9%
3	Manthani	Duddilla Sridhar Babu	48.3%	39.4%	9.5%	2.8%
4	Chandrayangutta	Akbar Uddin Owaisi	44.5%	36.2%	11.6%	7.7%
5	Balkonda	Prashanth Reddy Vemula	42.9%	34.9%	17.6%	4.6%
6	Jangaon	Palla Rajeshwar Reddy	45.3%	37.5%	13.9%	3.2%
7	Sircilla	Kalvakuntla Taraka Rama Rao (K.T.R)	44.3%	37.9%	17.5%	0.3%
8	Adilabad	Payal Shanker	45.2%	38.9%	11.2%	4.7%
9	Huzurnagar	Uttam Kumar Reddy Nalamada	44.3%	38.0%	11.2%	6.6%
10	Kamareddy	Katipally Venkata Ramana Reddy	42.6%	36.6%	11.8%	9.0%

BC Top 10 MLA's

<i>S NO</i>	<i>ASSEMBLY SEGMENT</i>	<i>MLA NAME</i>	<i>GOOD</i>	<i>BAD</i>	<i>OKAY</i>	<i>CAN'T SAY</i>
1	Adilabad	Payal Shanker	45.2%	38.9%	11.2%	4.7%
2	Goshamahhal	T. Raja Singh	42.3%	37.8%	3.8%	16.1%
3	Husnabad	Ponnam Prabhakar	42.0%	39.9%	11.0%	7.1%
4	Karimnagar	Gangula Kamalakar	41.1%	40.9%	12.8%	5.2%
5	Sanathnagar	Talasan SrinivasYadav	37.3%	38.3%	19.9%	4.5%
6	Alair	Ilaiah Beerla	37.9%	42.4%	14.3%	5.4%
7	Secunderabad	Padma Rao. T	38.1%	42.9%	9.8%	9.1%
8	Vemulawada	Aadi Srinivas	39.5%	45.5%	12.4%	2.5%
9	Makthal	Vakiti Srihari	38.0%	44.5%	13.0%	4.5%
10	Mudhole	Ram Rao Pawar	36.7%	43.3%	14.6%	5.3%

SC Top 10 MLA's

<i>S NO</i>	<i>ASSEMBLY SEGMENT</i>	<i>MLA NAME</i>	<i>GOOD</i>	<i>BAD</i>	<i>OKAY</i>	<i>CAN'T SAY</i>
1	Madhira	Bhatti Vikramarka Mallu	44.2%	38.6%	13.9%	3.3%
2	Choppadandi	Medipally Sathyam	40.7%	44.8%	9.3%	5.2%
3	Dharmapuri	Adluri Laxman Kumar	36.7%	42.1%	16.3%	4.9%
4	Achampet	Chikkudu Vamshi Krishna	38.4%	44.0%	13.1%	4.5%
5	Nakrekal	Vemula Veeresham	39.0%	45.0%	12.8%	3.1%
6	Andole	C. Damodar Rajanarsimha	41.1%	48.7%	7.0%	3.2%
7	Waradhanapet	K.R.Nagaraj.K	38.7%	46.5%	5.6%	9.2%
8	Chennur	Gaddam Vivekanand	38.0%	45.9%	12.5%	3.5%
9	Ghanpur (Station)	Kadiyam Srihari	38.7%	46.7%	8.6%	6.0%
10	Jukkal	Laxmi Kantha RaoThota	36.6%	44.8%	14.5%	4.1%

ST Top 10 MLA's

<i>S NO</i>	<i>ASSEMBLY SEGMENT</i>	<i>MLA NAME</i>	<i>GOOD</i>	<i>BAD</i>	<i>OKAY</i>	<i>CAN'T SAY</i>
1	Mulug	Danasari Anasuya Seethakka	40.5%	38.3%	9.0%	12.2%
2	Yellandu	Koram Kanakaiah	39.0%	46.6%	7.3%	7.1%
3	Pinapaka	Payam Venkateswarlu	37.3%	46.2%	11.5%	5.0%
4	Boath	Anil Jadhav	32.6%	41.6%	17.0%	8.8%
5	Wyra	Ramdas Maloth	37.5%	47.1%	12.3%	3.1%
6	Bhadrachalam	Dr.TellamVenkata Rao	32.4%	42.2%	14.7%	10.8%
7	Devarakonda	Balu Naik Nenavath	38.8%	48.9%	9.0%	3.4%
8	Asifabad	Kova Laxmi	34.4%	44.7%	9.0%	11.9%
9	Dornakal	Jatoth Ram Chander Naik	37.4%	48.9%	4.6%	9.1%
10	Khanapur	Vedma Bhojju	35.4%	47.5%	8.6%	8.5%

Women Top MLA's

<i>S NO</i>	<i>ASSEMBLY SEGMENT</i>	<i>MLA NAME</i>	<i>GOOD</i>	<i>BAD</i>	<i>OKAY</i>	<i>CAN'T SAY</i>
1	Maheshwaram	Patlolla Sabitha Indra Reddy	45.7%	42.2%	9.0%	3.0%
2	Mulug (ST)	Danasari Anasuya Seethakka	40.5%	38.3%	9.0%	12.2%
3	Narsapur	Vakiti Sunitha Laxma Reddy	41.5%	39.8%	12.4%	6.3%
4	Kodad	Nalamada Padmavathi Reddy	38.6%	45.5%	8.2%	7.7%
5	Narayanpet	Chittem Parnika Reddy	36.6%	44.9%	8.5%	10.1%
6	Asifabad (ST)	Kova Laxmi	34.4%	44.7%	9.0%	11.9%
7	Warangal East	Konda Surekha	36.6%	47.1%	14.8%	1.5%
8	Sathupalli (SC)	Matta Ragamayee	37.1%	47.8%	11.5%	3.6%
9	Palakurthi	Yashaswini Mamidala	35.8%	49.8%	12.1%	2.2%

INC Top 10 MLA's

<i>S NO</i>	<i>ASSEMBLY SEGMENT</i>	<i>MLA NAME</i>	<i>GOOD</i>	<i>BAD</i>	<i>OKAY</i>	<i>CAN'T SAY</i>
1	Manthani	Duddilla Sridhar Babu	48.3%	39.4%	9.5%	2.8%
2	Huzurnagar	Uttam Kumar Reddy Nalamada	44.3%	38.0%	11.2%	6.6%
3	Madhira (SC)	Bhatti Vikramarka Mallu	44.2%	38.6%	13.9%	3.3%
4	Nalgonda	Komati Reddy Venkat Reddy	41.8%	39.2%	11.3%	7.7%
5	Mulug (ST)	Danasari Anasuya Seethakka	40.5%	38.3%	9.0%	12.2%
6	Peddapalle	Chinthakunta VijayaRamana Rao	41.6%	39.5%	10.7%	8.2%
7	Husnabad	Ponnam Prabhakar	42.0%	39.9%	11.0%	7.1%
8	Khammam	Tummala Nageswara Rao	40.0%	43.9%	11.8%	4.2%
9	Bodhan	P. Sudarshan Reddy	39.8%	43.8%	13.3%	3.1%
10	Medak	Mynampally Rohith	40.9%	44.9%	10.8%	3.4%

BRS Top 10 MLA's

<i>S NO</i>	<i>ASSEMBLY SEGMENT</i>	<i>MLA NAME</i>	<i>GOOD</i>	<i>BAD</i>	<i>OKAY</i>	<i>CAN'T SAY</i>
1	Siddipet	Thanneeru Harish Rao	55.6%	24.4%	18.5%	1.5%
2	Gajwel	Kalvakuntla Chandrashekar Rao	49.0%	39.3%	8.9%	2.9%
3	Balkonda	Prashanth Reddy Vemula	42.9%	34.9%	17.6%	4.6%
4	Jangaon	Palla Rajeshwar Reddy	45.3%	37.5%	13.9%	3.2%
5	Sircilla	Kalvakuntla Taraka Rama Rao (K.T.R)	44.3%	37.9%	17.5%	0.3%
6	Koratla	Kalvakuntla Sanjay	42.8%	37.6%	15.4%	4.2%
7	Maheshwaram	Patlolla Sabitha Indra Reddy	45.7%	42.2%	9.0%	3.0%
8	Kukatpally	Madhavaram Krishna Rao	39.1%	35.8%	16.4%	8.7%
9	L. B. Nagar	Devireddy Sudhir Reddy	42.6%	40.3%	10.5%	6.7%
10	Narsapur	Vakiti Sunitha Laxma Reddy	41.5%	39.8%	12.4%	6.3%

BJP MLA's Performance

<i>S NO</i>	<i>ASSEMBLY SEGMENT</i>	<i>MLA NAME</i>	<i>GOOD</i>	<i>BAD</i>	<i>OKAY</i>	<i>CAN'T SAY</i>
1	Adilabad	Payal Shanker	45.2%	38.9%	11.2%	4.7%
2	Kamareddy	Katipally Venkata Ramana Reddy	42.6%	36.6%	11.8%	9.0%
3	Goshamahhal	T. Raja Singh	42.3%	37.8%	3.8%	16.1%
4	Mudhole	Ram Rao Pawar	36.7%	43.3%	14.6%	5.3%
5	Armur	Paidi Rakesh Reddy	35.0%	44.3%	9.8%	10.9%
6	Nirmal	Alleti Maheshwar Reddy	37.2%	46.5%	12.5%	3.8%
7	Nizamabad Urban)	Dhanpal Suryanarayana	36.3%	45.6%	12.8%	5.3%
8	Sirpur	Dr. Palvai Harish Babu	32.5%	46.4%	16.8%	4.2%

AIMIM MLA's Performance

<i>S NO</i>	<i>ASSEMBLY SEGMENT</i>	<i>MLA NAME</i>	<i>GOOD</i>	<i>BAD</i>	<i>OKAY</i>	<i>CAN'T SAY</i>
1	Chandrayangutta	Akbar Uddin Owaisi	44.5%	36.2%	11.6%	7.7%
2	Malakpet	Ahmed Bin Abdullah Balala	40.3%	37.2%	4.7%	17.8%
3	Charminar	Mir Zulfeqar Ali	40.7%	42.6%	9.2%	7.5%
4	Nampally	Mohammed Majid Hussain	38.3%	42.5%	5.7%	13.5%
5	Karwan	Kausar Mohiuddin	35.2%	41.3%	10.3%	13.2%
6	Bahaddurpura	Mohammed Mubeen	37.3%	47.5%	6.3%	8.9%
7	Yakutpura	Jaffar Hussain	33.9%	44.3%	8.4%	13.4%

RATE THE PERFORMANCE OF YOUR MLA?

(RANK WISE)

<i>ASSEMBLY SEGMENT</i>	<i>MLA NAME</i>	<i>RANK</i>	<i>GOOD</i>	<i>BAD</i>	<i>OKAY</i>	<i>CAN'T SAY</i>
Siddipet	Thanneeru Harish Rao	1	55.6%	24.4%	18.5%	1.5%
Gajwel	Kalvakuntla Chandrashekar Rao	2	49.0%	39.3%	8.9%	2.9%
Manthani	Duddilla Sridhar Babu	3	48.3%	39.4%	9.5%	2.8%
Chandrayangutta	Akbar Uddin Owaisi	4	44.5%	36.2%	11.6%	7.7%
Balkonda	Prashanth Reddy Vemula	5	42.9%	34.9%	17.6%	4.6%
Jangaon	Palla Rajeshwar Reddy	6	45.3%	37.5%	13.9%	3.2%
Sircilla	Kalvakuntla Taraka Rama Rao (K.T.R)	7	44.3%	37.9%	17.5%	0.3%
Adilabad	Payal Shanker	8	45.2%	38.9%	11.2%	4.7%
Huzurnagar	Uttam Kumar Reddy Nalamada	9	44.3%	38.0%	11.2%	6.6%
Kamareddy	Katipally Venkata Ramana Reddy	10	42.6%	36.6%	11.8%	9.0%
Madhira (SC)	Bhatti Vikramarka Mallu	11	44.2%	38.6%	13.9%	3.3%
Koratla	Kalvakuntla Sanjay	12	42.8%	37.6%	15.4%	4.2%
Goshamahhal	T. Raja Singh	13	42.3%	37.8%	3.8%	16.1%
Maheshwaram	Patlolla Sabitha Indra Reddy	14	45.7%	42.2%	9.0%	3.0%
Kukatpally	Madhavaram Krishna Rao	15	39.1%	35.8%	16.4%	8.7%

ASSEMBLY SEGMENT	MLA NAME	RANK	GOOD	BAD	OKAY	CAN'T SAY
Malakpet	Ahmed Bin Abdullah Balala	16	40.3%	37.2%	4.7%	17.8%
Nalgonda	Komati Reddy Venkat Reddy	17	41.8%	39.2%	11.3%	7.7%
L. B. Nagar	Devireddy Sudhir Reddy	18	42.6%	40.3%	10.5%	6.7%
Mulug (ST)	Danasari Anasuya Seethakka	19	40.5%	38.3%	9.0%	12.2%
Peddapalle	Chinthakunta Vijaya Ramana Rao	20	41.6%	39.5%	10.7%	8.2%
Husnabad	Ponnam Prabhakar	21	42.0%	39.9%	11.0%	7.1%
Narsapur	Vakiti Sunitha Laxma Reddy	22	41.5%	39.8%	12.4%	6.3%
Jubilee Hills	Maganti Gopinath	23	40.9%	39.3%	7.4%	12.4%
Karimnagar	Gangula Kamalakar	24	41.1%	40.9%	12.8%	5.2%
Sanathnagar	Talasan Srinivas Yadav	25	37.3%	38.3%	19.9%	4.5%
Charminar	Mir Zulfeqar Ali	26	40.7%	42.6%	9.2%	7.5%
Medchal	Chamakura Malla Reddy	27	39.4%	42.3%	11.9%	6.4%
Kothagudem	Kunamneni Sambasiva Rao	28	39.9%	43.5%	14.3%	2.3%
Khammam	Tummala Nageswara Rao	29	40.0%	43.9%	11.8%	4.2%
Bodhan	P. Sudarshan Reddy	30	39.8%	43.8%	13.3%	3.1%
Medak	Mynampally Rohith	31	40.9%	44.9%	10.8%	3.4%
Choppadandi (SC)	Medipally Sathyam	32	40.7%	44.8%	9.3%	5.2%
Pargi	Tammannagari Ram Mohan Reddy	33	40.9%	45.1%	9.7%	4.3%
Nampally	Mohammed Majid Hussain	34	38.3%	42.5%	5.7%	13.5%

ASSEMBLY SEGMENT	MLA NAME	RANK	GOOD	BAD	OKAY	CAN'T SAY
Banswada	Srinivas Reddy Parige (POCHARAM)	35	36.1%	40.6%	22.4%	0.9%
Alair	Ilaiah Beerla	36	37.9%	42.4%	14.3%	5.4%
Suryapet	Guntakandla Jagadish Reddy	37	39.3%	43.9%	8.0%	8.8%
Secunderabad	Padma Rao. T	38	38.1%	42.9%	9.8%	9.1%
Yellareddy	Madan Mohan Rao. K	39	38.4%	43.5%	12.2%	5.9%
Narayankhed	Patlolla Sanjeeva Reddy	40	40.3%	45.5%	10.2%	4.0%
Dharmapuri (SC)	Adluri Laxman Kumar	41	36.7%	42.1%	16.3%	4.9%
Achampet (SC)	Chikkudu Vamshi Krishna	42	38.4%	44.0%	13.1%	4.5%
Narsampet	Donthi Madhava Reddy	43	41.1%	47.1%	6.2%	5.6%
Nakrekal (SC)	Vemula Veresham	44	39.0%	45.0%	12.8%	3.1%
Vemulawada	Aadi Srinivas	45	39.5%	45.5%	12.4%	2.5%
Karwan	Kausar Mohiuddin	46	35.2%	41.3%	10.3%	13.2%
Makthal	Vakiti Srihari	47	38.0%	44.5%	13.0%	4.5%
Mudhole	Ram Rao Pawar	48	36.7%	43.3%	14.6%	5.3%
Quthbullapur	K.P. Vivekanand	49	36.2%	43.1%	13.5%	7.2%
Kodad	Nalamada Padmavathi Reddy	50	38.6%	45.5%	8.2%	7.7%
Nizamabad Rural	Bhoopathi Reddy Rekulapally	51	38.2%	45.3%	11.9%	4.5%
Uppal	Bandari Lakshma Reddy	52	36.9%	44.3%	12.1%	6.8%
Yellandu (ST)	Koram Kanakaiah	53	39.0%	46.6%	7.3%	7.1%

ASSEMBLY SEGMENT	MLA NAME	RANK	GOOD	BAD	OKAY	CAN'T SAY
Andole (SC)	C. Damodar Rajanarsimha	54	41.1%	48.7%	7.0%	3.2%
Malkajgiri	Marri Rajashekar Reddy	55	40.9%	48.6%	7.8%	2.8%
Waradhanapet (SC)	K.R.Nagaraj.K	56	38.7%	46.5%	5.6%	9.2%
Munugode	Komatireddy Raj Gopal Reddy	57	36.2%	44.1%	12.0%	7.7%
Chennur (SC)	Gaddam Vivekanand	58	38.0%	45.9%	12.5%	3.5%
Ramagundam	Makkan Singh Raj Thakur	59	34.1%	42.1%	14.0%	9.7%
Mancherial	Kokkerala Prensagar Rao	60	35.2%	43.2%	19.3%	2.4%
Kollapur	Jupally Krishna Rao	61	38.9%	46.9%	12.0%	2.2%
Ghanpur (Station) (SC)	Kadiyam Srihari	62	38.7%	46.7%	8.6%	6.0%
Nagarkurnool	Dr. Kuchkulla Rajesh Reddy	63	38.0%	46.2%	7.4%	8.4%
Jukkal (SC)	Laxmi Kantha Rao Thota	64	36.6%	44.8%	14.5%	4.1%
Narayanpet	Chittem Parnika Reddy	65	36.6%	44.9%	8.5%	10.1%
Nagarjuna Sagar	Kunduru Jayaveer	66	38.8%	47.5%	6.5%	7.2%
Vikarabad (SC)	Gaddam Prasad Kumar	67	39.1%	47.9%	7.5%	5.5%
Khairatabad	Danam Nagender	68	39.4%	48.3%	4.4%	7.9%
Pinapaka (ST)	Payam Venkateswarlu	69	37.3%	46.2%	11.5%	5.0%
Parkal	Revuri Prakash Reddy	70	40.1%	49.1%	8.0%	2.8%
Boath (ST)	Anil Jadhav	71	32.6%	41.6%	17.0%	8.8%
Palair	Ponguleti Srinivasa Reddy	72	38.4%	47.5%	12.0%	2.1%

ASSEMBLY SEGMENT	MLA NAME	RANK	GOOD	BAD	OKAY	CAN'T SAY
Thungathurthi (SC)	Mandula Samel	73	38.2%	47.3%	6.5%	8.0%
Armur	Paidi Rakesh Reddy	74	35.0%	44.3%	9.8%	10.9%
Nirmal	Alleti Maheshwar Reddy	75	37.2%	46.5%	12.5%	3.8%
Nizamabad Urban)	Dhanpal Suryanarayana	76	36.3%	45.6%	12.8%	5.3%
Jadcherla	Anirudh Reddy Janampalli	77	37.1%	46.5%	9.0%	7.3%
Wyra (ST)	Ramdas Maloth	78	37.5%	47.1%	12.3%	3.1%
Warangal West	Naini Rajender Reddy	79	34.9%	44.5%	12.4%	8.2%
Bhadrachalam (ST)	Dr. Tellam Venkata Rao	80	32.4%	42.2%	14.7%	10.8%
Bhupalpalle	Gandra Satyanarayana Rao	81	34.8%	44.6%	13.6%	7.1%
Huzurabad	Kaushik Reddy Padi	82	39.5%	49.5%	7.2%	3.8%
Amberpet	Kaleru Venkatesh	83	38.6%	48.6%	12.6%	0.1%
Miryalaguda	Bathula Laxma Reddy	84	36.4%	46.5%	13.8%	3.4%
Devarakonda (ST)	Balu Naik Nenavath	85	38.8%	48.9%	9.0%	3.4%
Bahaddurpura	Mohammed Mubeen	86	37.3%	47.5%	6.3%	8.9%
Asifabad (ST)	Kova Laxmi	87	34.4%	44.7%	9.0%	11.9%
Dubbak	Kotta Prabhakar Reddy	88	39.1%	49.4%	4.8%	6.7%
Serilingampally	Arekapudi Gandhi	89	34.1%	44.5%	12.1%	9.3%
Yakutpura	Jaffar Hussain	90	33.9%	44.3%	8.4%	13.4%
Warangal East	Konda Surekha	91	36.6%	47.1%	14.8%	1.5%
Sathupalli (SC)	Matta Ragamayee	92	37.1%	47.8%	11.5%	3.6%

ASSEMBLY SEGMENT	MLA NAME	RANK	GOOD	BAD	OKAY	CAN'T SAY
Devarkadra	Gavinolla Madhusudan Reddy (GMR)	93	36.2%	47.3%	14.1%	2.4%
Bellampalli (SC)	Gaddam Vinod	94	36.3%	47.4%	11.0%	5.3%
Sec'bad Cantt. (SC)	Ganesh	95	36.1%	47.4%	11.3%	5.2%
Dornakal (ST)	Jatoth Ram Chander Naik	96	37.4%	48.9%	4.6%	9.1%
Musheerabad	Muta Gopal	97	38.3%	49.9%	7.5%	4.3%
Gadwal	Bandla Krishna Mohan Reddy	98	35.2%	46.8%	12.4%	5.6%
Khanapur (ST)	Vedma Bhojju	99	35.4%	47.5%	8.6%	8.5%
Manakondur (SC)	Dr. Kavvampally Satyanarayana	100	37.7%	50.0%	8.3%	4.1%
Bhongir	Kumbam Anil Kumar Reddy	101	36.9%	49.3%	7.5%	6.3%
Alampur (SC)	Vijayudu	102	35.0%	47.8%	10.0%	7.2%
Ibrahimpattanam	Malreddy Ranga Reddy	103	36.0%	48.9%	12.0%	3.1%
Aswaraopeta (ST)	Adinarayana. Jare	104	34.3%	47.9%	13.5%	4.4%
Kalwakurthy	Narayan Reddy Kasireddy	105	34.9%	48.7%	11.2%	5.2%
Sirpur	Dr.Palvai Harish Babu	106	32.5%	46.4%	16.8%	4.2%
Palakurthi	Yashaswini Mamidala	107	35.8%	49.8%	12.1%	2.2%
Jagtial	Dr. Sanjay	108	34.8%	49.6%	12.1%	3.5%
Mahabubabad (ST)	Dr. Murali Naik Bhukya	109	38.0%	52.7%	5.1%	4.2%
Tandur	B. Manohar Reddy	110	33.4%	48.3%	14.0%	4.3%
Patancheru	Gudem Mahipal Reddy	111	35.1%	50.6%	7.0%	7.3%

<i>ASSEMBLY SEGMENT</i>	<i>MLA NAME</i>	<i>RANK</i>	<i>GOOD</i>	<i>BAD</i>	<i>OKAY</i>	<i>CAN'T SAY</i>
Wanaparthy	Megha Reddy Tudi	112	30.9%	47.9%	13.8%	7.4%
Mahbubnagar	Yennam Srinivas Reddy	113	31.0%	49.3%	14.3%	5.4%
Rajendranagar	T. Prakash Goud	114	33.1%	52.4%	12.5%	2.0%
Shadnagar	K Shankaraiah	115	33.3%	53.0%	12.5%	1.2%
Chevella (SC)	Kale Yadaiah	116	31.3%	51.1%	6.2%	11.4%
Zahirabad (SC)	Koninty Manik Rao	117	35.1%	55.0%	6.0%	3.9%
Sangareddy	Chinta Prabhakar	118	31.1%	53.8%	12.0%	3.1%



PEOPLES PULSE

an ear to the ground

Flat No.402, Surabhi Complex, Opp. Lotus Hospital,
Lakdikapool, Khairathabad, Hyderabad - 500004.
peoplespulse.hyderabad@gmail.com

