



# **TELANGANA TRACKER POLL - 2024**

## **Lok Sabha Elections**

**S O U T H  
F I R S T**

The other half of the India story



**PEOPLES PULSE**  
*an ear to the ground*

**TELANGANA TRACKER POLL – 2024**  
**LOK SABHA ELECTIONS**  
**11<sup>th</sup> to 17<sup>th</sup> February 2024**

## SAMPLE PROFILE:

Total Sample – 4600

GENDER	AGE
Male - 53.0%	18-25 years -16.0%
Female - 47.0%	26-35 years -24.0%
	36-45 years -23.0%
	46-60 years -20.0%
	60 & Above - 17.0%
EDUCATION	Occupation
Below 10 <sup>th</sup> -15.0%	Govt. Employee - 5.0%
Above 10 <sup>th</sup> -24.0%	Daily wage Labour - 30.0%
Degree - 25.0%	Pvt. Employee - 25.0%
P.G - 6.0%	Farmer - 25.0%
Professional - 4.0%	Business - 11.0%
Uneducated - 26.0%	Others - 6.0%
CASTE	
SC - 18.0%	
ST - 9.0%	
OBC - 49.0%	
OC - 13.0%	
Muslims & Minorities- 11.0%	

## CONGRESS DOMINANCE CONTINUES IN TELANGANA

### BJP AND BRS FIGHT FOR SECOND SLOT

The Congress, BJP and the BRS are expected to share the spoils in the upcoming Lok Sabha election in Telangana, with the ruling party likely to notch up half the seats in a best case scenario. Despite the euphoria over Ram temple, the BJP is unlikely to better its 2019 performance (4 seats).

A Tracker poll, conducted by Peoples Pulse, a Poll research organization, and South First, a digital platform, indicates that of the 17 LS seats, Congress might get 8-10 seats, the BRS 3-5 and the BJP 2-4 and others 1 Seat.

Vis-a-vis the recent Assembly elections, the Congress is retaining its vote share at 40 per cent (39.4 in 2023) while the BRS is seeing a drop of six per cent at 31 % compared to 37.4 % it had secured in the Assembly polls. The BJP is gaining from 13.9 to 23%, largely on account of Prime Minister Narendra Modi's factor in a Lok Sabha election. For any Survey a Margin of Error Plus or Minus 3 Percent.

If we are to juxtapose the performance of the three parties in Assembly elections, the Congress secured majority in 9 LS segments and the BRS in six. The BJP won eight seats and stood second in only 19 seats, a majority of them in Hyderabad.

Congress is leading over the other parties uniformly on all Parameters across community, Rural, Urban, Age and Gender. The Congress is maintaining a lead among all age groups and communities compared to its two rivals. Interestingly, there appears to be a shift of Muslims from BRS to the Congress for Lok Sabha with 52 per cent preferring the Grand Old Party. The BRS share is dropping to 38%. Gender-wise too, the Congress is ahead though it has better traction among females (42%) compared to males (37). Likewise, acceptance for Congress is higher in rural areas (42%) as against 37 % in urban. BJP has the lead over BRS in 18-25 age groups and among OBCs and Reddys.

As only three months have passed since the Assembly elections when the Congress defeated BRS, the feel good factor for the party is yet to wane. Thirty four per cent of the respondents rated its governance as good while 33% felt its “okay.” Whether it’s free bus scheme for women or appointments/selections made in the last three months, the survey revealed that people do not have reasons to complain.

However, the food for thought for all three parties is that 40 per cent of those surveyed rated the performance of sitting MPs as BAD. The headache for Congress is less as all its three sitting MPs were elected to the Assembly in the recent polls. In a reverse scenario, three of the four sitting BJP MPs – lost in the Assembly seats they contested from. In respect of BRS, only one of its 9 sitting MPs contested the Assembly polls and won it.

Going by the survey, the BJP’s presence is significant only in Adilabad, Nizamabad, Karimnagar and Hyderabad-Ranga Reddy. However, the BRS too is strong here, leading to a triangular contest. In the SC reserved constituencies of Nagarkurnool, Warangal and Peddapalli, the BJP is getting only a single digit vote share. Similar is the case in ST reserved Mahaboobabad.

In respect of Prime Minister’s choice, Modi is still ahead at 34 % but the gap between him and Rahul Gandhi (23%) is not as wide as it’s elsewhere in the North. Not surprisingly, 39 % rated NDA government as bad and 33 per cent felt it should not be given another chance. The inauguration of Ram Mandir appears to have an impact on the thought Process of voters with 22 % greatly influenced by it and 31 % to some extent.

Overall, while the Congress is in the lead and the BJP and BRS are fighting for the second place, this election is crucial for the regional party as any subpar performance could potentially lead to further weakening of the pink party.



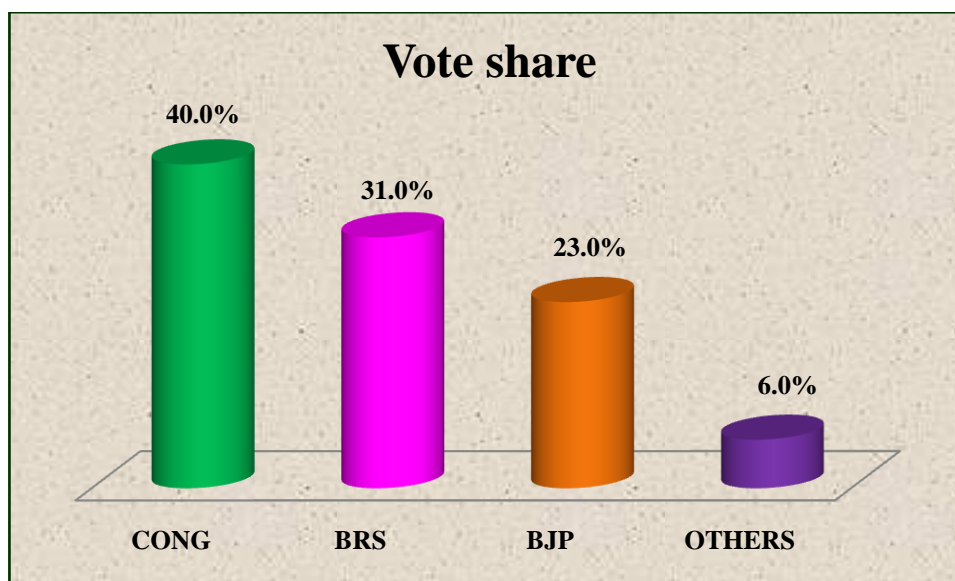
The Tracker Poll was commissioned by news Website, “South First” and was conducted from 11<sup>th</sup> to 17<sup>th</sup> February 2024 by Peoples Pulse Research organization. Tracker Poll survey Report was compiled by Mr. G.Murali Krishna, Senior Researcher, Peoples Pulse Research organization.

Peoples Pulse conducted a Tracker Poll in all 17 Parliament Segments in Telangana. From Each Parliament Segment 3 Assembly Segments are selected on the basis of Probability proportional Methodology (PPS). We have conducted Tracker Poll in 51 Assembly Segments. Five polling stations selected from each Assembly segment using the systematic Random Sampling. In each polling station 15-20 Randomly Selected samples were collected. A total of 4600 samples were chosen such that the sample reflects the situation on the ground in terms of caste, religion and age. Gender was given equal representation. The Survey consisted of a structured questionnaire, with face to face Interviews.

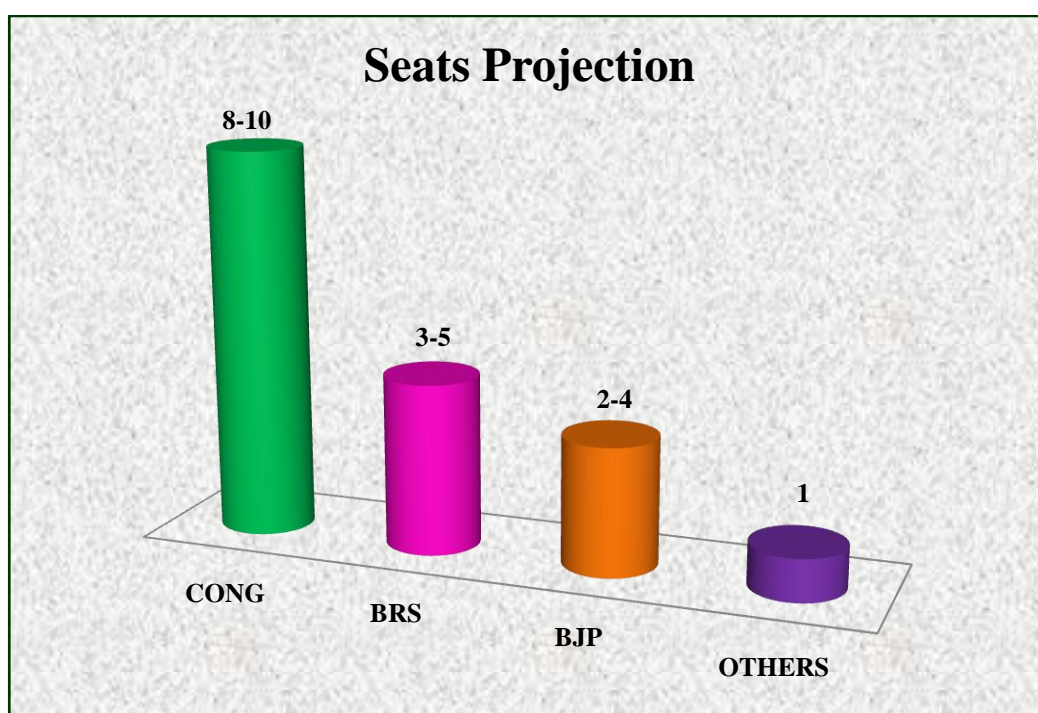


## Vote Share and Seats Projection

PARTY	Vote share	Projected Seats
CONG	40.0%	8-10
BRS	31.0%	3-5
BJP	23.0%	2-4
OTHERS	6.0%	1



**Note: Margin of Error Plus or Minus Three Percent  
(Vote Share)**





## Vote Shift

PARTY	2023	2024	Shift
CONG	39.4%	40.0%	+1
BRS	37.4%	31.0%	-6
BJP	13.9%	23.0%	+9
OTHERS	9.4%	6.0%	-3

### Gender wise Voting Pattern

GENDER	CONG	BRS	BJP	OTHERS
MALE	37%	31%	21%	11%
FEMALE	42%	30%	25%	3%

### Area wise Voting Pattern

Area	CONG	BRS	BJP	OTHERS
Rural	42%	29%	16%	13%
Urban	37%	32%	29%	2%

### Age wise Voting Pattern

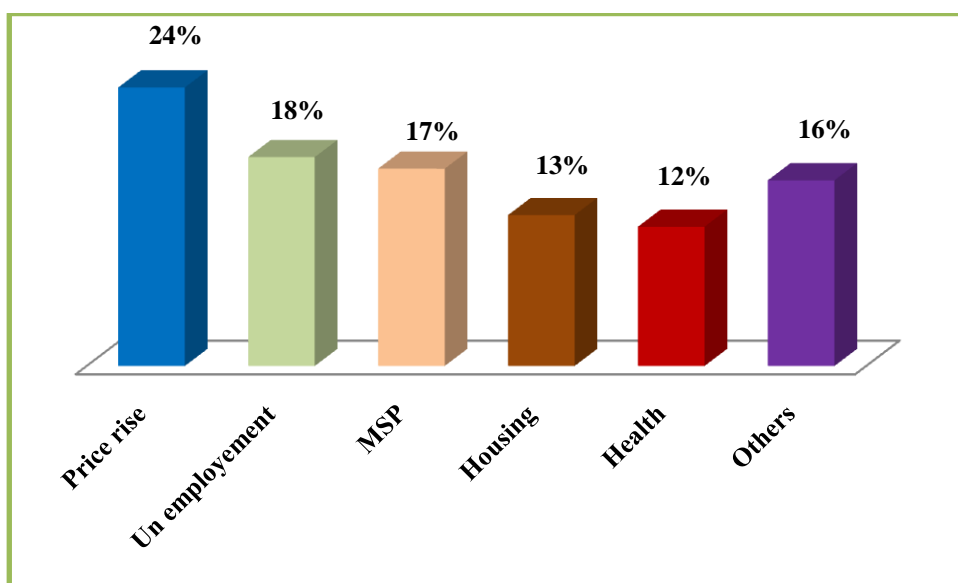
Area	CONG	BRS	BJP	OTHERS
18-25 Yrs	41%	28%	30%	1%
26-35 Yrs	37%	30%	25%	8%
36-50 Yrs	42%	34%	20%	4%
51 Above	40%	32%	17%	11%

### Community wise Voting Pattern

	CONG	BRS	BJP	OTHERS
OBC's	39%	27%	32%	2%
SC's	44%	39%	13%	4%
ST's	37%	34%	17%	12%
Upper Caste	36%	23%	34%	7%
Reddy's	40%	26%	28%	6%
Muslims	52%	38%	2%	8%
Others	35%	32%	32%	1%

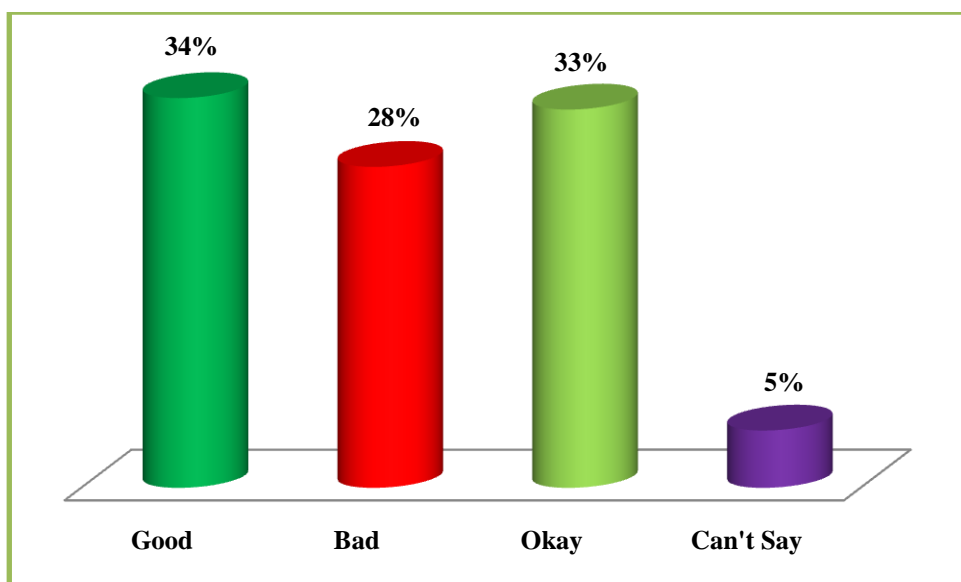
## Major Issues

Price rise	24%
Un employment	18%
MSP	17%
Housing	13%
Health	12%
Others	16%



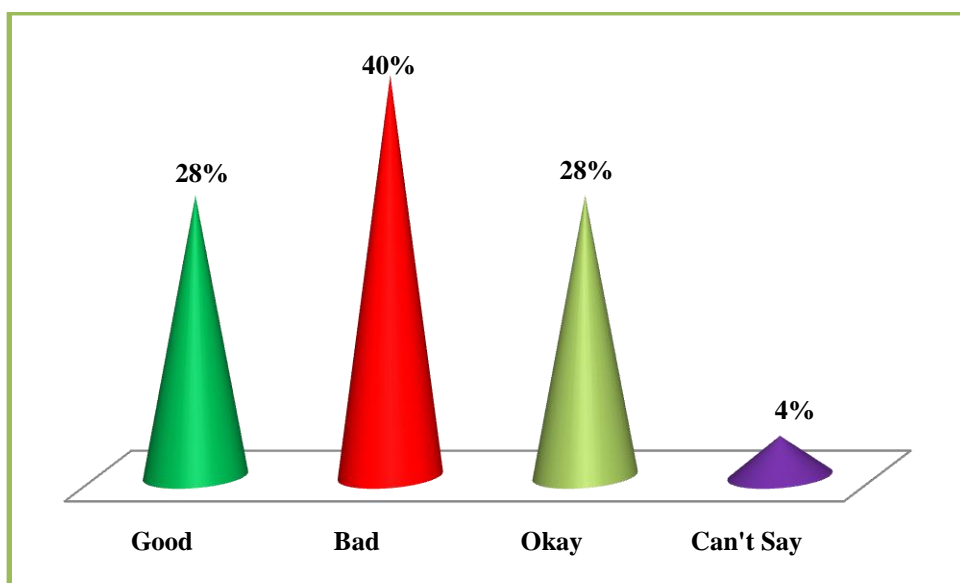
## Rate the Performance of 2 months Congress Government

Good	34%
Bad	28%
Okay	33%
Can't Say	5%



## Rate the Performance of your Sitting MP?

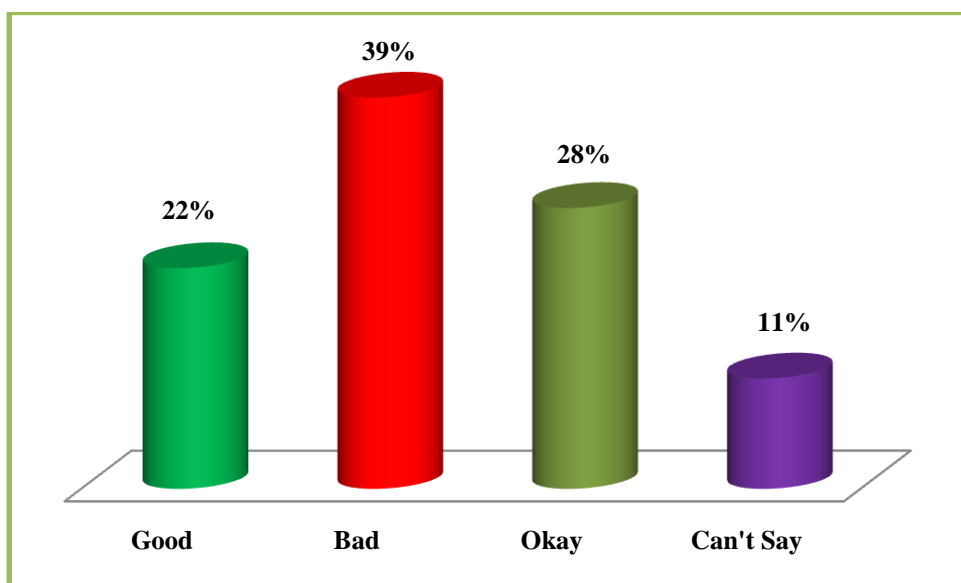
<b>Good</b>	28%
<b>Bad</b>	40%
<b>Okay</b>	28%
<b>Can't Say</b>	4%





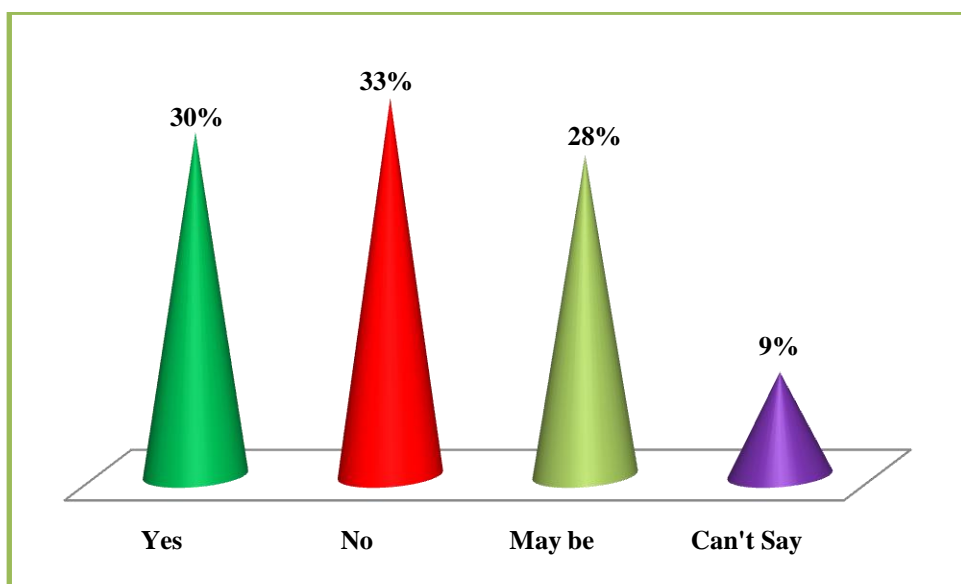
## Rate the Performance of BJP - Led NDA Government at the Center over the last ten Years?

Good	22%
Bad	39%
Okay	28%
Can't Say	11%



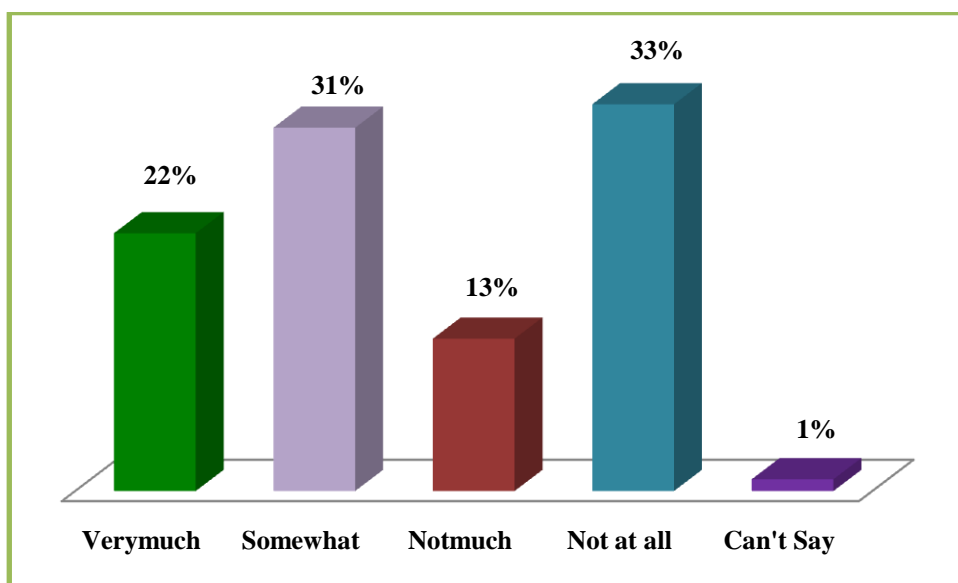
## BJP - Led India Government should get another chance?

Yes	30%
No	33%
May be	28%
Can't Say	9%



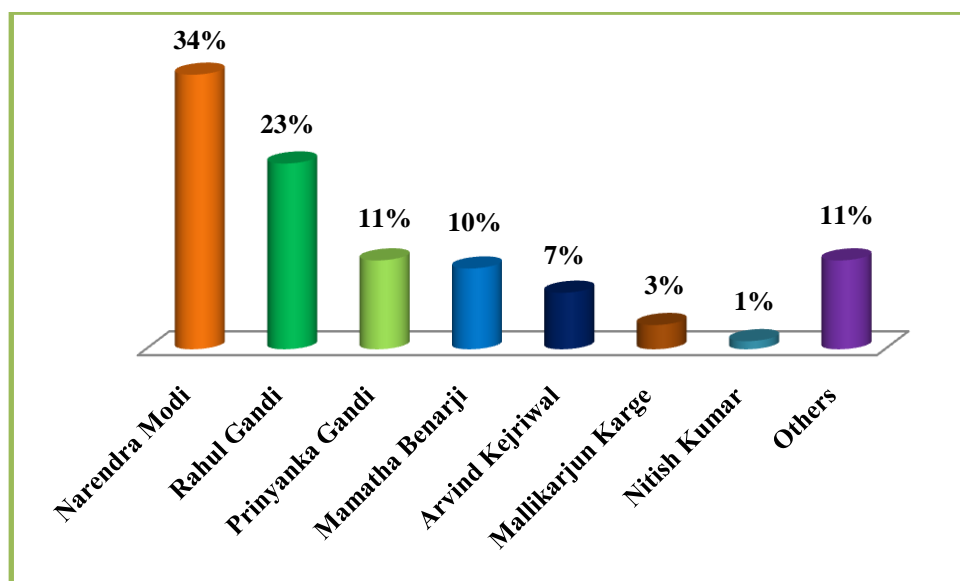
## Impact of Ram Mandir

Very much	22%
Somewhat	31%
Not much	13%
Not at all	33%
Can't Say	1%



## Prime Ministers Choice

Narendra Modi	34%
Rahul Gandhi	23%
Prinyanka Gandhi	11%
Mamatha Benarji	10%
Arvind Kejriwal	7%
Mallikarjun Karge	3%
Nitish Kumar	1%
Others	11%





# PEOPLES PULSE

*an ear to the ground*

Flat No.402, Surabhi Complex, Opp. Lotus Hospital,  
Lakdikapool, Khairathabad, Hyderabad - 500004.  
[peoplespulse.hyd@gmail.com](mailto:peoplespulse.hyd@gmail.com)

