



TELANGANA MUNICIPAL ELECTIONS

EXIT POLL

11th Feb 2026



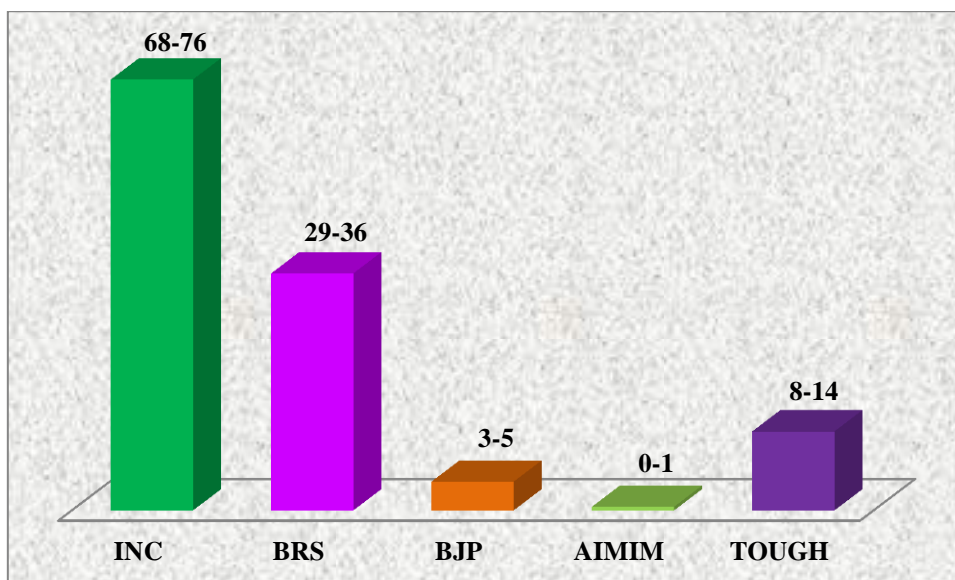
SAMPLE PROFILE

GENDER		AGE	
Male - 52.3%		18-25 years - 16.8%	
Female - 47.7%		26-35 years - 25.0%	
		36-45 years - 28.7%	
		46-60 years - 20.2%	
		60 & Above - 9.2%	
CASTE			
SC	- 18.4%		
ST	- 6.1%		
OBC	- 51.1%		
OC	- 10.2%		
Muslims	- 11.5%		
Other Minorities	- 2.7%		



PROJECTED MUNICIPALITES

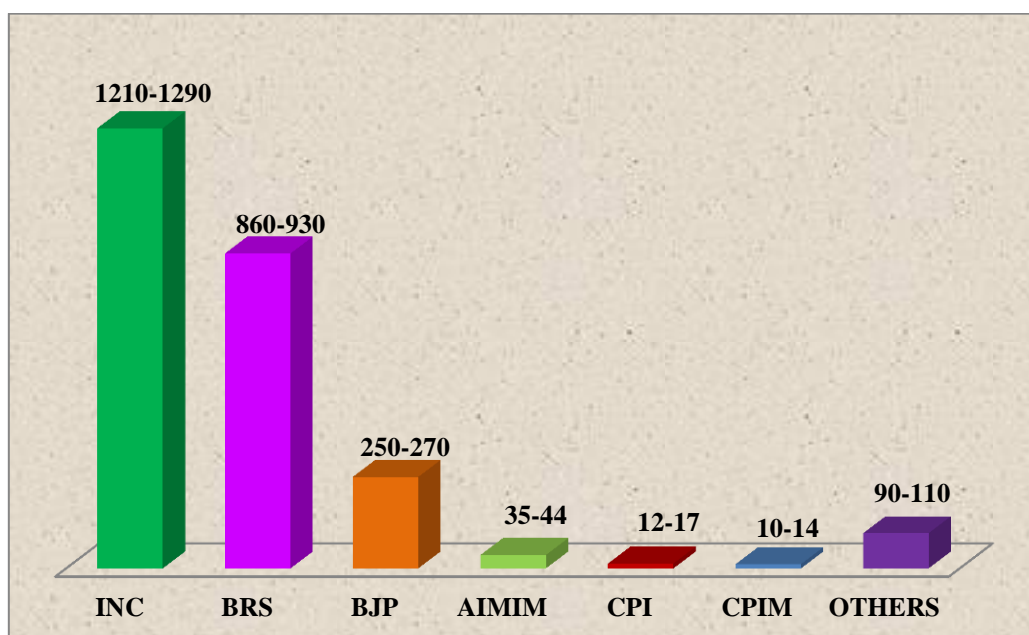
INC	BRS	BJP	AIMIM	TOUGH
68-76	29-36	3-5	0-1	8-14





PROJECTED WARDS IN 116 MUNICIPALITIES

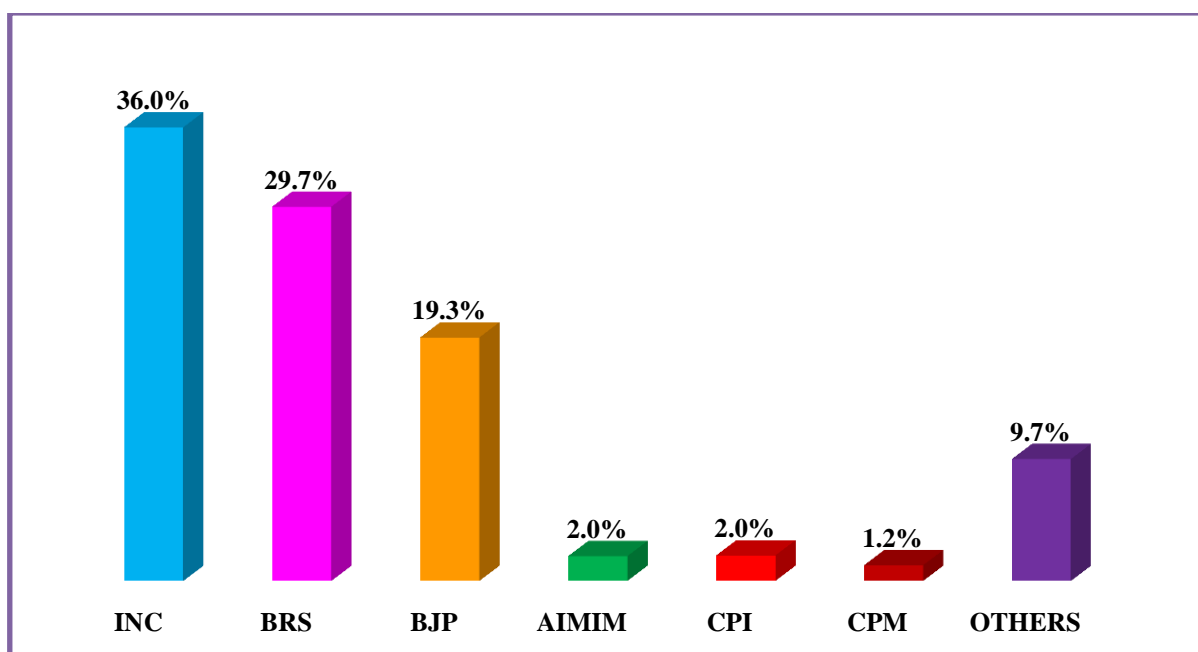
TOTAL WARDS	INC	BRS	BJP	AIMIM	CPI	CPIM	OTHERS
2582	1210-1290	860-930	250-270	35-44	12-17	10-14	90-110





PROJECTED VOTE SHARE IN MUNICIPALITIES

INC	BRS	BJP	AIMIM	CPI	CPM	OTHERS
36.0%	29.7%	19.3%	2.0%	2.0%	1.2%	9.7%



Note: Margin of Error Plus or Minus 5 Percent



Gender-wise Party preference

Gender	INC	BRS	BJP	AIMIM	CPI	CPM	OTHERS
Male	36.1%	29.1%	20.4%	2.4%	2.0%	1.5%	8.5%
Female	36.7%	31.5%	18.5%	2.0%	1.9%	0.9%	8.5%

Age-wise Party preference

Age	INC	BRS	BJP	AIMIM	CPI	CPM	OTHERS
18-25 Age	35.8%	28.3%	21.7%	1.9%	2.5%	0.5%	9.4%
26-35 Age	36.4%	30.4%	19.9%	2.0%	1.4%	1.9%	8.1%
36-45 Age	37.3%	29.4%	19.2%	2.3%	2.1%	1.0%	8.7%
46-60 Age	36.8%	30.1%	19.3%	2.4%	1.9%	1.6%	7.9%
60 & Age	33.7%	36.5%	16.1%	2.3%	1.8%	1.7%	7.9%

Caste-wise Party preference

Caste	INC	BRS	BJP	AIMIM	CPI	CPM	OTHERS
SC	41.2%	33.2%	12.8%	0.3%	2.4%	1.4%	8.7%
ST	34.9%	36.9%	16.6%	0.3%	2.2%	1.6%	7.5%
BC	33.6%	31.1%	23.5%	0.6%	1.6%	1.2%	8.4%
OC	31.1%	26.9%	29.9%	0.6%	1.8%	1.4%	8.3%
Muslims	44.7%	24.4%	3.9%	15.1%	2.6%	1.0%	8.3%
Other Minorities	54.7%	30.0%	2.1%	0.3%	3.1%	1.8%	8.0%



PROJECTED MUNICIPALITES

District Name	INC	BRS	BJP	AIMIM	TOUGH
Nizamabad	5-7	1-2			
Adilabad	3-5	2-4	2-3	0-1	0-1
Karimnagar	7-9	4-5			
Medak	5-7	9-11			2-3
Ranga Reddy	4-6	2-3			2-3
Mahabubnagar	13-15	3-5	1-2		2-3
Nalgonda	14-16	1-2			0-1
Warangal	2-4	7-9			2-3
Khammam	6-7	0-1			



PROJECTED MUNICIPAL WARDS

NAME	INC	BRS	BJP	AIMIM	CPI	CPM	Others
Nizamabad	85-92	36-40	28-33	10.-12			11.-14
Adilabad	100-110	70-79	62-68	18-22	2.-4	0	2.-5
Karimnagar	155-164	106-114	45-55	2.-5			17-25
Medak	166-174	172-180	35-42	2.-4			8.-12
Ranga Reddy	104-112	95-104	16.-18	2.-3			6.-8
Mahabubnagar	180-190	117-128	40-47	1.-2		2.-3	15-19
Nalgonda	205-215	102-112	13-16		1.-2	3.-5	16-20
Warangal	112-118	130-138	8.-10		2.-4	2.-4	6.-8
Khammam	92-98	46-53			5.-9	3.-5	6.-10



PROJECTED PARTY WISE VOTE SHARE

NAME	INC	BRS	BJP	AIMIM	CPI	CPM	Others
Nizamabad	36.8%	24.0%	27.0%	2.8%	0.0%	0.0%	9.4%
Adilabad	29.8%	25.3%	26.4%	4.3%	2.5%	1.3%	10.3%
Karimnagar	34.1%	30.8%	21.9%	2.4%	0.4%	0.2%	10.2%
Medak	34.7%	38.1%	17.5%	1.7%	0.6%	0.3%	7.1%
Ranga Reddy	39.2%	36.1%	14.3%	4.4%	0.9%	0.2%	4.9%
Mahabubnagar	39.7%	30.6%	18.7%	1.6%	0.0%	0.0%	9.4%
Nalgonda	42.0%	29.9%	13.1%	0.6%	2.9%	2.8%	8.7%
Warangal	35.5%	38.7%	11.3%	0.0%	3.5%	2.1%	8.9%
Khammam	48.5%	28.7%	5.9%	0.0%	5.9%	3.5%	7.4%