



**TELANGANA**  
**MUNICIPAL CORPORATION**  
**ELECTIONS**  
**EXIT POLL**

**11<sup>th</sup> Feb 2026**



## PROJECTED WARDS

S.NO	CORPORATION	INC	BRS	BJP	AIMIM	CPI	OTHERS
1	Ramagundam	30-34	16-20	3-6	-	-	4-7
2	Mancherial	39-43	8-12	6-9	-	-	1-2
3	Kothagudem	28-34	7-9	-	-	14-16	2-4
4	Karimnagar	14-16	10-12	24-29	6-9	-	1-3
5	Nizamabad	10-16	2-4	26-31	8-12	-	1-2
6	Nalgonda	21-26	8-12	6-10	2-4	-	1-2
7	Mahabubnagar	26-30	18-22	6-8	2-4	-	0-1



## PROJECTED VOTE SHARE

NAME	INC	BRS	BJP	AIMIM	CPI	CPM	OTHERS
Nizamabad	28.5%	8.1%	49.1%	8.7%	0.0%	0.0%	5.6%
Nalgonda	41.9%	21.8%	20.5%	4.7%	0.0%	0.0%	11.1%
Mahabubnagar	33.4%	25.8%	21.9%	6.5%	0.0%	0.0%	12.5%
Karimnagar	21.4%	20.2%	40.4%	5.5%	0.0%	0.0%	12.6%
Kothagudem	33.6%	19.5%	8.5%	0.0%	24.9%	3.9%	9.6%
Mancherial	38.0%	24.0%	25.9%	0.0%	2.9%	2.8%	6.3%
Ramagundam	41.4%	24.7%	14.0%	0.0%	2.5%	2.1%	15.2%

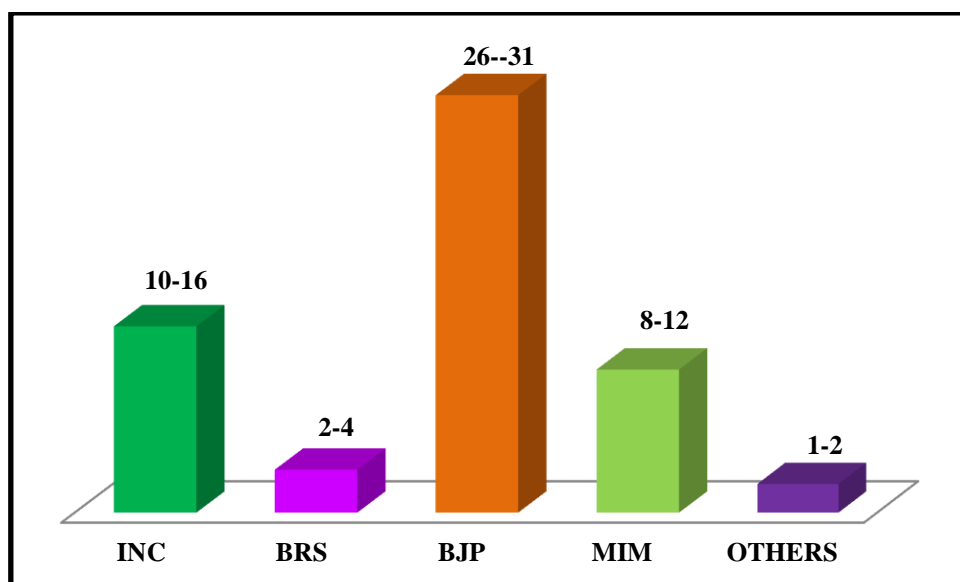
**Note: Margin of Error Plus or Minus 5 Percent**



## NIZAMABAD MUNICIPAL CORPORATION

### **PROJECTED WARDS**

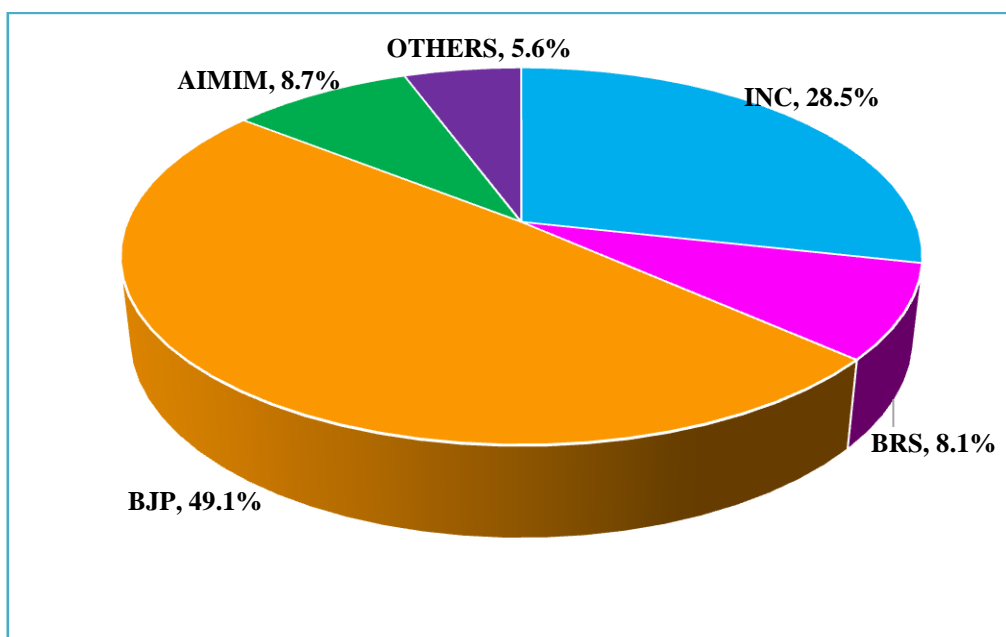
INC	BRS	BJP	MIM	OTHERS
10-16	2-4	26-31	8-12	1-2





### PROJECTED VOTE SHARE

INC	BRS	BJP	AIMIM	OTHERS
28.5%	8.1%	49.1%	8.7%	5.6%

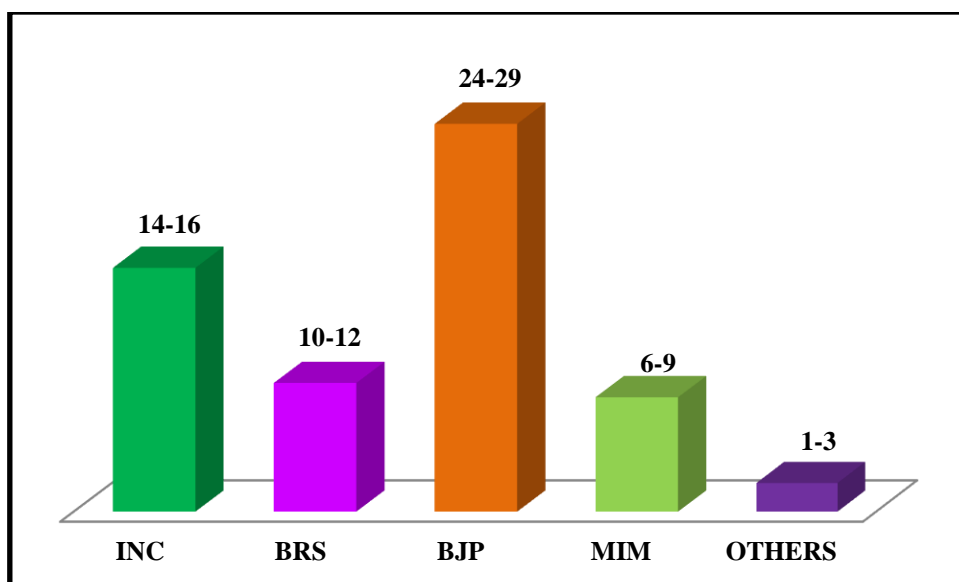




## KARIMNAGAR MUNICIPAL CORPORATION

### **PROJECTED WARDS**

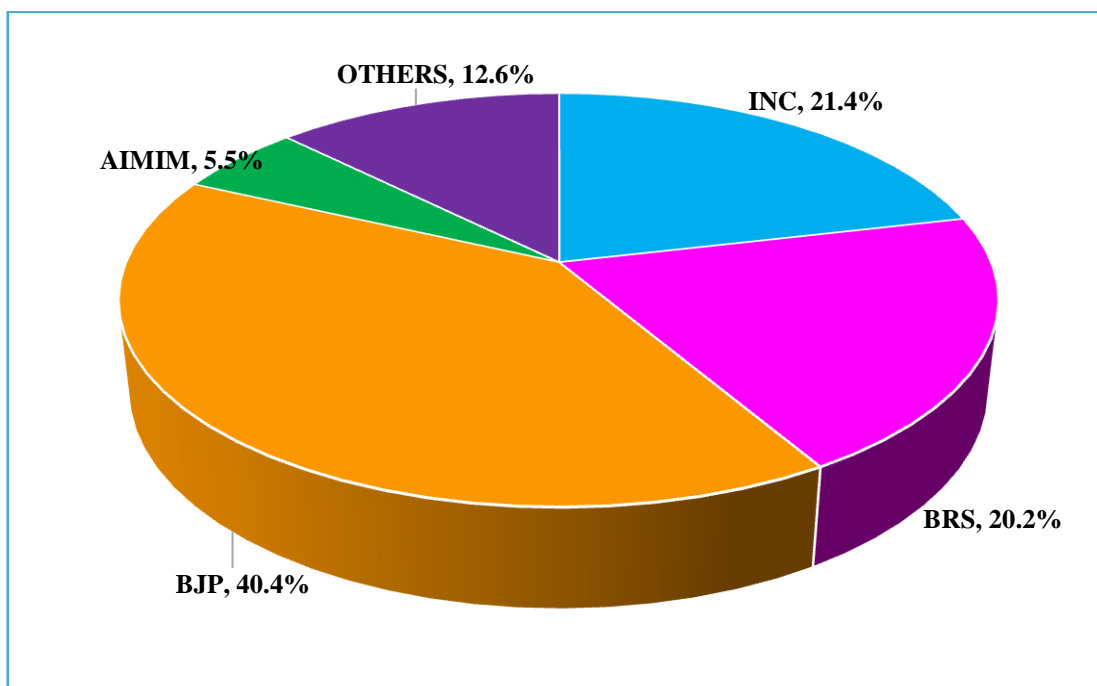
INC	BRS	BJP	MIM	OTHERS
14-16	10-12	24-29	6-9	1-3





### PROJECTED VOTE SHARE

INC	BRS	BJP	AIMIM	OTHERS
21.4%	20.2%	40.4%	5.5%	12.6%

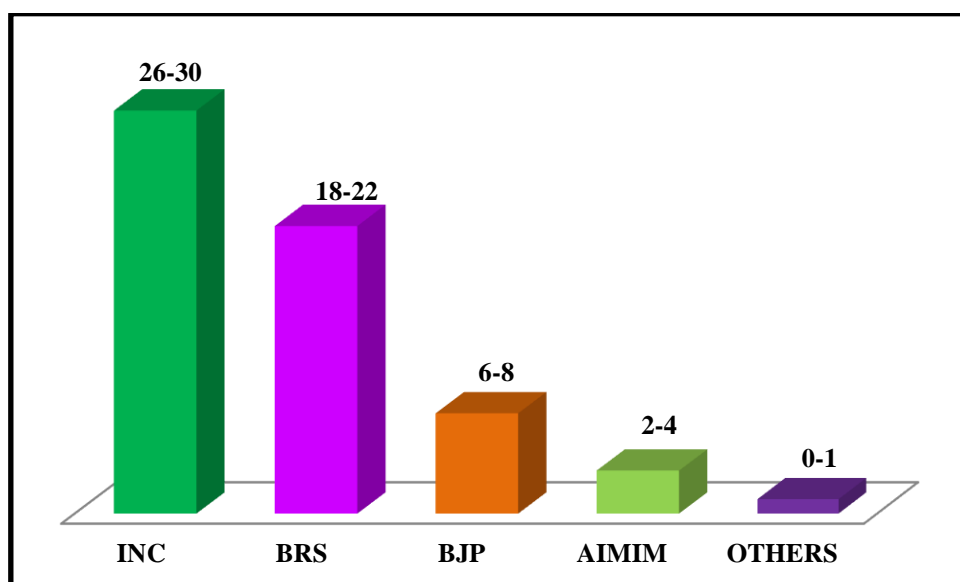




## MAHABOONAGAR MUNICIPAL CORPORATION

### **PROJECTED WARDS**

INC	BRS	BJP	AIMIM	OTHERS
26-30	18-22	6-8	2-4	0-1

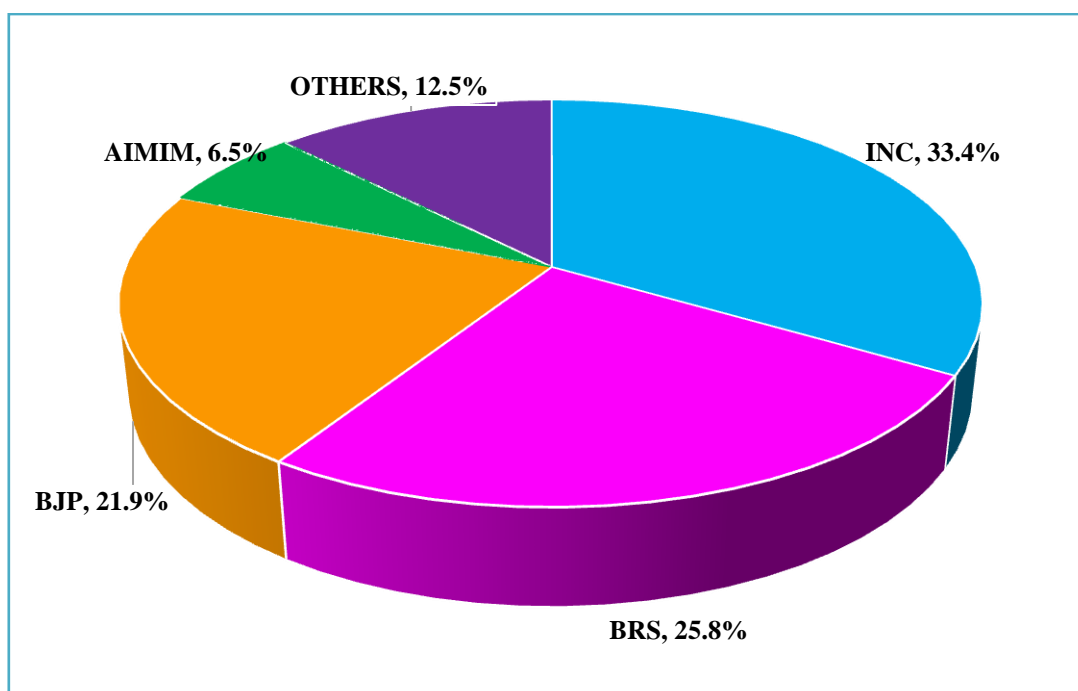






### PROJECTED VOTE SHARE

INC	BRS	BJP	AIMIM	OTHERS
33.4%	25.8%	21.9%	6.5%	12.5%

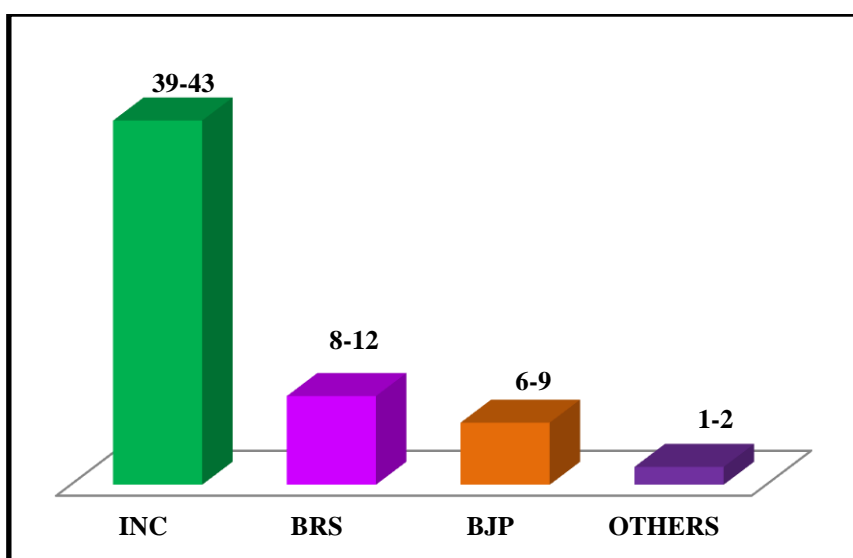




## MANCHIRYALA MUNICIPAL CORPORATION

### PROJECTED WARDS

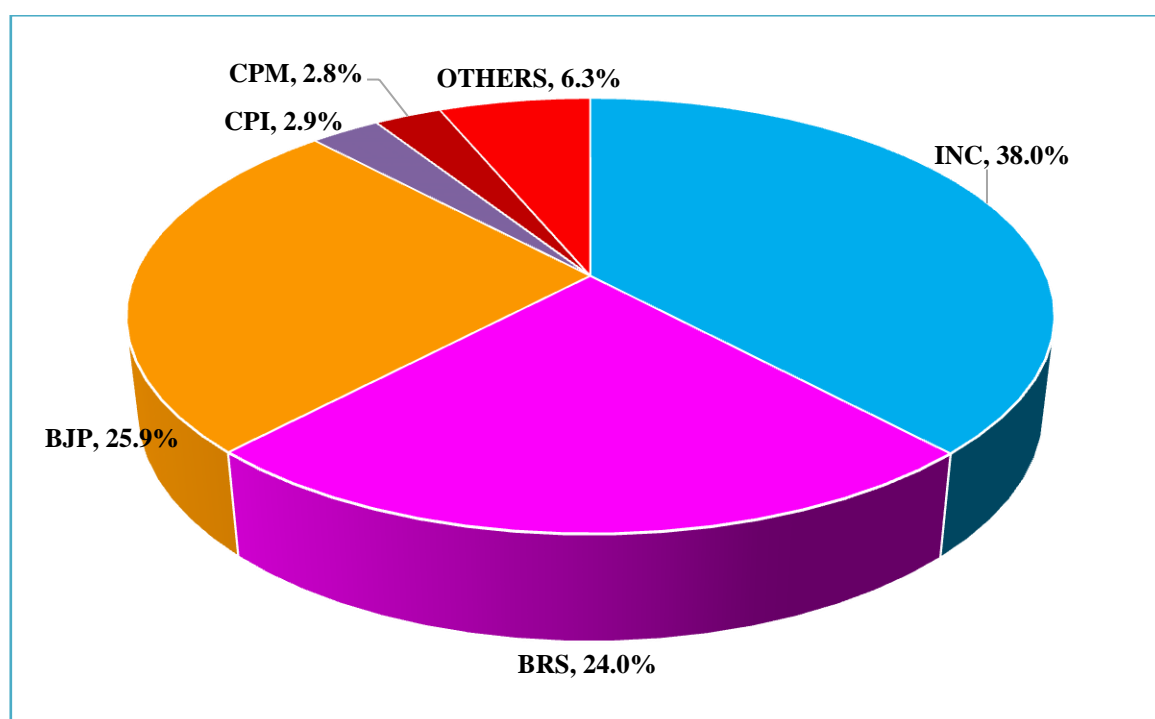
INC	BRS	BJP	OTHERS
39-43	8-12	6-9	1-2





### PROJECTED VOTE SHARE

INC	BRS	BJP	AIMIM	CPI	CPM	OTHERS
38.0%	24.0%	25.9%	0.0%	2.9%	2.8%	6.3%

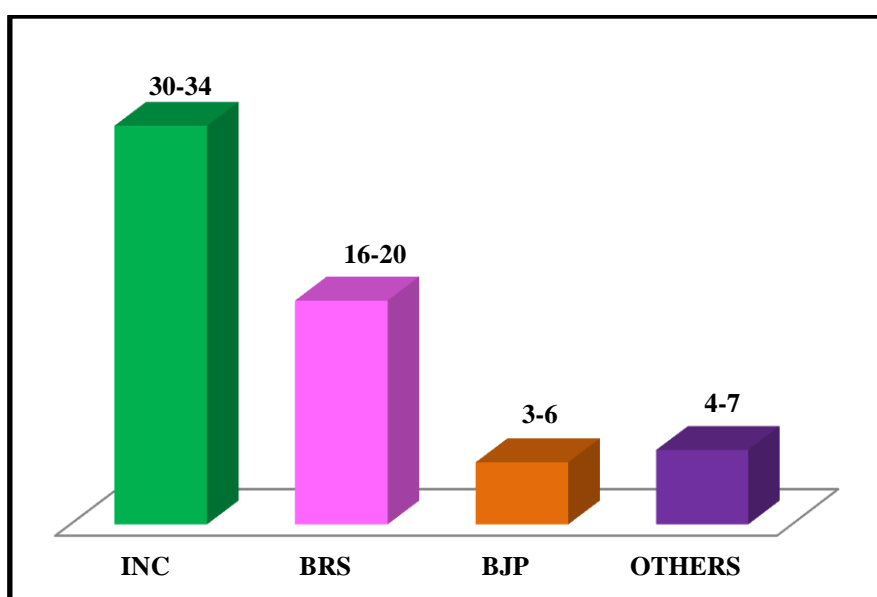




## RAMAGUNDAM MUNICIPAL CORPORATION

### PROJECTED WARDS

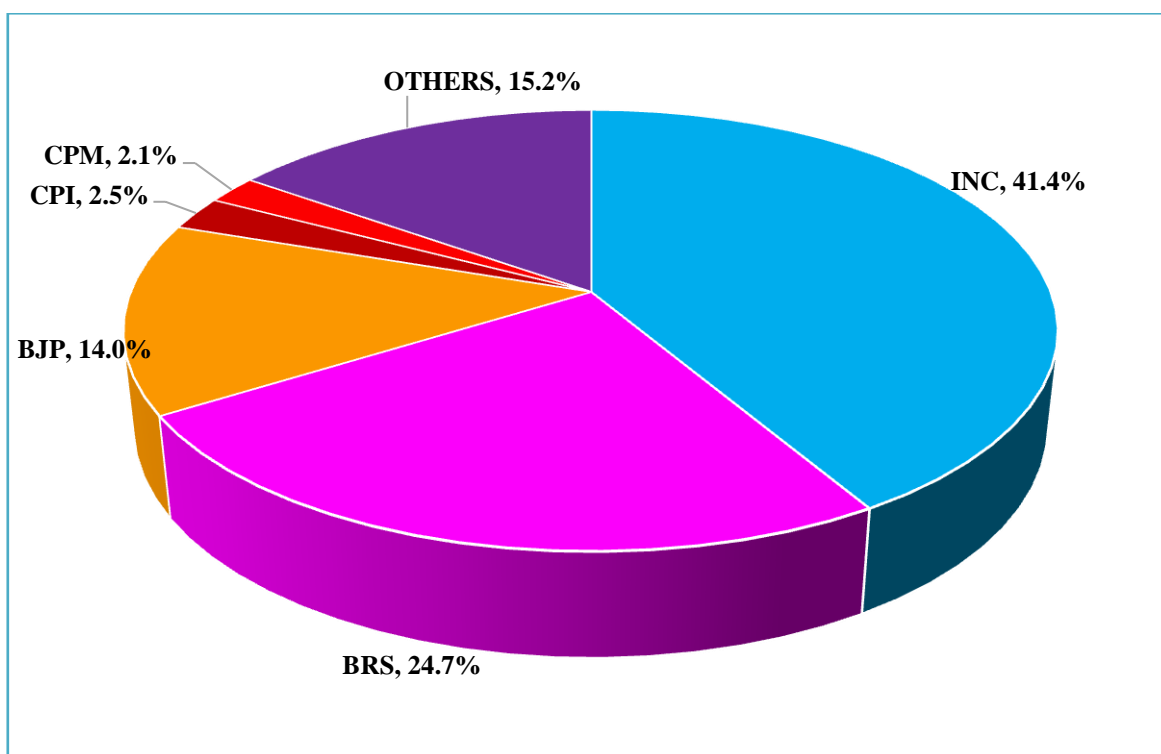
INC	BRS	BJP	OTHERS
30-34	16-20	3-6	4-7





### PROJECTED VOTE SHARE

INC	BRS	BJP	AIMIM	CPI	CPM	OTHERS
41.4%	24.7%	14.0%	0.0%	2.5%	2.1%	15.2%

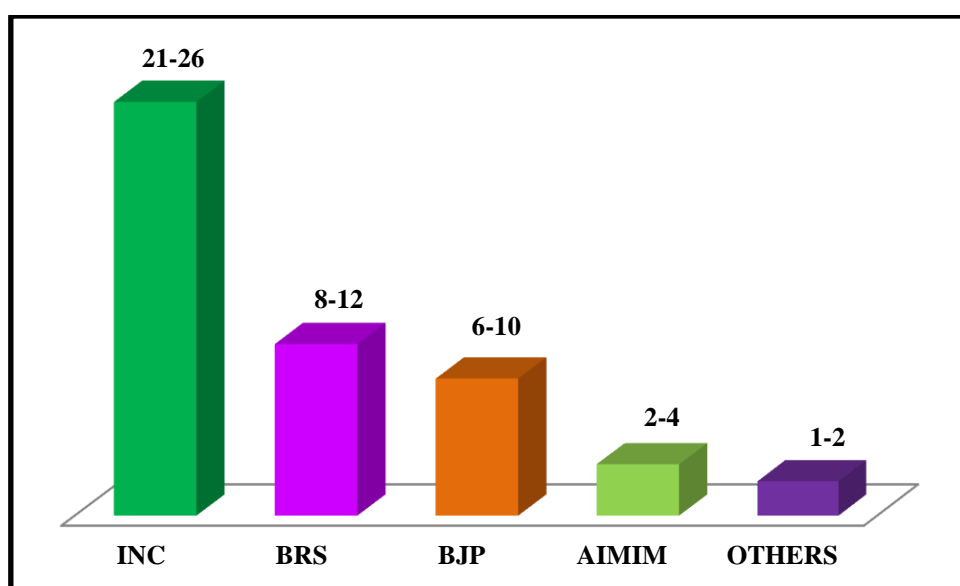




## NALGONDA MUNICIPAL CORPORATION

### PROJECTED WARDS

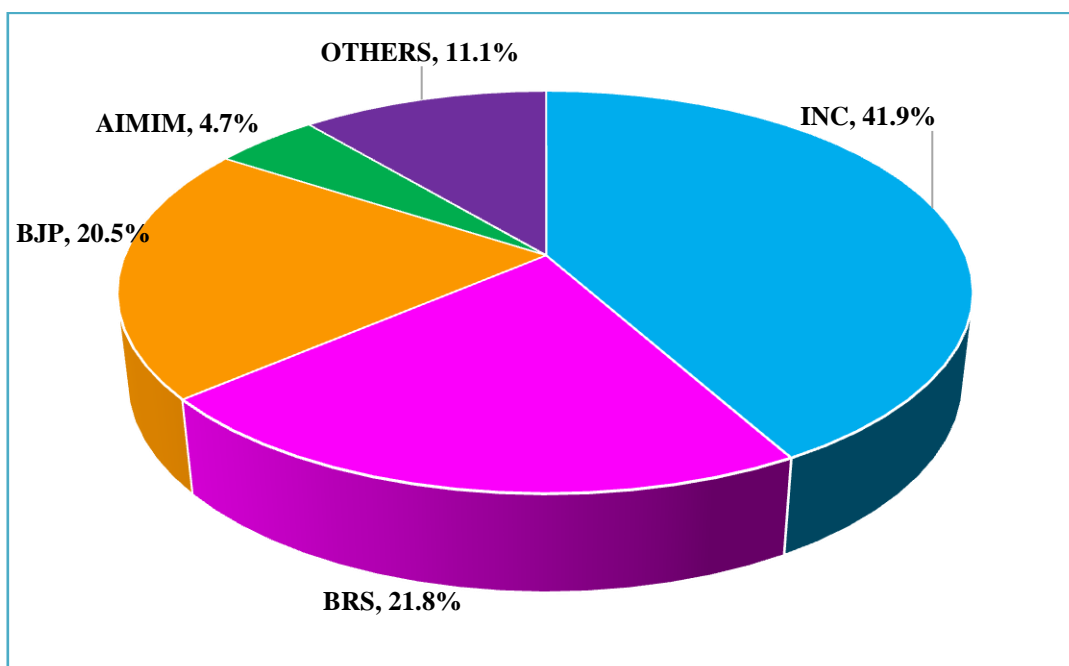
INC	BRS	BJP	AIMIM	OTHERS
21-26	8-12	6-10	2-4	1-2





### PROJECTED VOTE SHARE

INC	BRS	BJP	AIMIM	CPI	CPM	OTHERS
41.9%	21.8%	20.5%	4.7%	0.0%	0.0%	11.1%

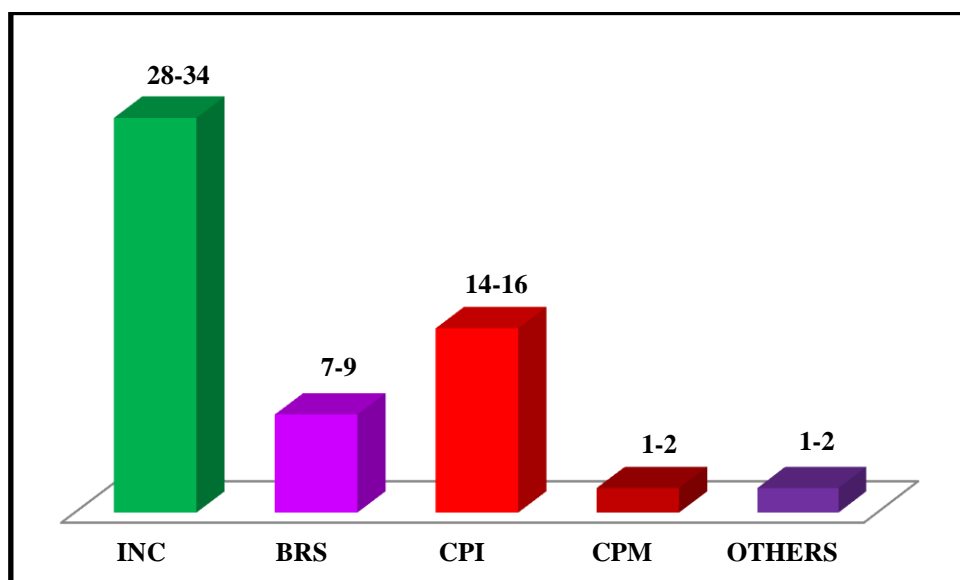




## KOTHAGUDEM MUNICIPAL CORPORATION

### **PROJECTED WARDS**

INC	BRS	CPI	CPM	OTHERS
28-34	7-9	14-16	1-2	1-2







### PROJECTED VOTE SHARE

INC	BRS	BJP	AIMIM	CPI	CPM	OTHERS
33.6%	19.5%	8.5%	0.0%	24.9%	3.9%	9.6%

